

Winchmore School  
Class of 2021  
A Level Art & Design  
SS

# CHANGE

## Statement of intent

As a person i change my mind often when it comes to any decision i have come across, this is why i chose the theme 'Change' so i can show both contrasting stages like old and new or the difference between fantasy and reality. Everyone has there own fantasy on how they perceive themselves being in the future. It is very likely that somebody's dream is somebody else's reality. We live in a world where people are slowly tricked into believing that what already have is never going to be enough. Some people will appreciate things more than others.

In this topic i will be focusing on and comparing the change of fantasy and reality by the techniques used within generations of art, i will do this by presenting the contrast between Vincent Van Gogh (oil painting) and Henry Hudson (plasticine).

Visually looking at their work i think that they both have some similar styles but one just look more modern making it look more realistic whilst the others look very dreamy like a fantasy or even an illusion, which links to the topic of hallucinations. Even the generational change within the use of media techniques, i think the new generation is experimenting more with the different media and techniques.

The question i will be investigating in this project is how do artists present the change between fantasy and reality.

As a person i change my mind often when i comes to any decision i have come across, this is why i chose the theme 'change' so i can show both contrasting stages like old and new or the difference between fantasy and reality. Everybody has their own fantasy on how they be perceive themselves being in the future. It is very likely that somebody's dream is somebody else's reality. We live in a world where people are slowly tricked into believing that what we already have is never going to be enough. Some people will appreciate things more than others. Henry

In this topic i will be focusing on and comparing the change of fantasy and reality by the techniques used within generations of art, i will do this by presenting the contrast between Vincent van Gogh (oil painting) and Hudson (plasticine).

Visually looking at their work i think they both have some similar styles but one just looks more modern making it look more realistic whilst the others look very dreamy like a fantasy or even an illusion, which links to the topic of hallucinations. Even the generational change within the use of media techniques. I think that this new generation is experiencing more with the different media and techniques.

The question i will be investigating in this project is how do artist present the change between fantasy and reality.

# Brainstorm

## CHANGE

### Inspiration:

- Visit art galleries
- Tate modern gallery
- National gallery
- Great London gallery

### Artists:

- David Hockney  
→ Colourful modernist, focus colour art
- Alexandre Gaiardi  
→ Very dark, water, and very impressionist
- Stephen Willshire  
→ Art style is creating detailed, and abstract very natural
- Vincent van Gogh  
→ He was an extremely emotional when some things and the other things
- Henry Hudson  
→ His work is a mixture between modern and a little bit of traditional but not too far from things and his style


### Primary Sources or Ideas

- Draw/ paint/ sketch one image in many different forms or different styles of art whether it would be impasto, impressionism or distortion
- Primary images of landscapes from park and images from the city (primary images of still life)

### How am I going to present the contrast of Reality and Fantasy?

Reality is usually gloomier, darker, dark and dull compared to a colour bright and beautiful. Therefore the drawing will be brighter and have a wider colour palette.

I will try to make a connection of different textures showing the contrast of reality and fantasy through smooth to rough and fluff.



### Inspiration:

- Visit art galleries (Tate Modern Gallery, National Gallery, South London Gallery)
- Event that has happened like lockdown and the change in lifestyle and restrictions during quarantine (going from a lot of physical interaction of 2 meter social distancing, NHS heroes that have saved thousands of lives and the rainbow to thank them. Use the colours of the rainbow to show appreciation).

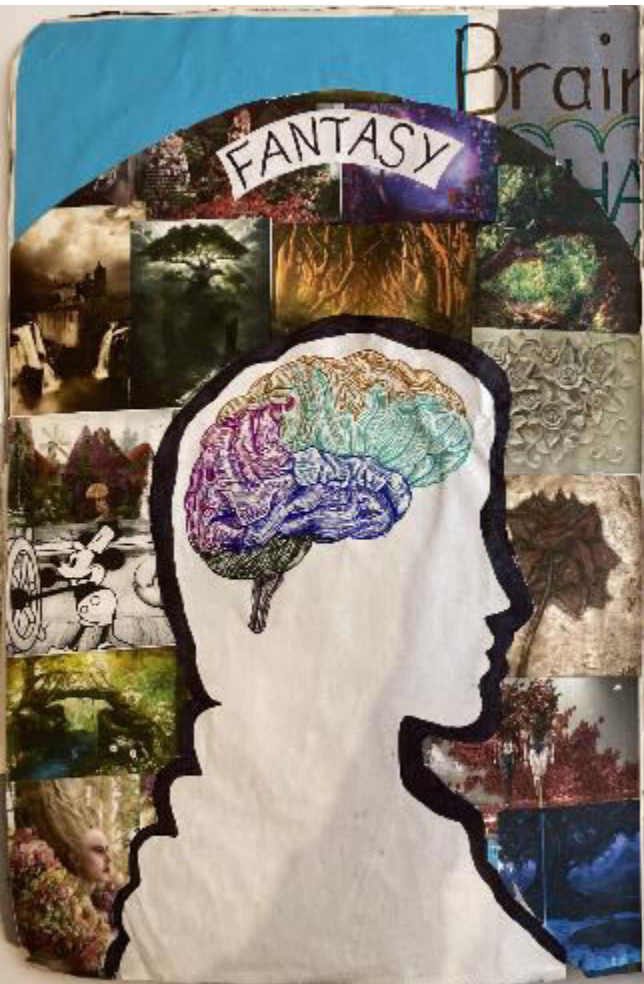
### Primary Sources or Ideas:

- Draw/paint/sketch one image in many different forms or different styles of art whether it would be impasto, impressionism or distortion
- Primary images of landscapes from park and images from the city (primary images of still life)

### How am I Going to Present the Contrast of 'Reality and Fantasy':

- Reality is usually, gloomier, dark and dull compared to a colourful exciting and bright fantasy. Therefore the drawing will be brighter and have a wider colour palette.
- I will try to make the connection of different textures showing the contrast of reality and fantasy through smooth, fluff to rough and rugged.





# Brainstorm

## CHANGE

### Artists:

- David Hockney
- Alejandro Guizarro
- Stephen Wiltshire
- Vincent van Gogh
- Henry Hudson
- Joseph Ruffart
- Banksy
- Chay Shemar

### Topics to Link with:

- Change within people and their views, attitudes towards certain topics (over time)
- That change is not always for the better but it can also be for the worse
- Change of the seasons throughout the year
- Generational change
- Old and new
- Time (how things change (decay) through time)
- Before and after
- Change of lifestyle from normal socialising to socially distancing in lockdown
- The difference between childhood and adulthood

### Styles of Art:

- Eclecticism
- Impressionism
- Traditional oil painting
- Modern (e.g pop art)
- Graphic Design
- Visual perception of an image or in real life

### Artists:

- David Hockney
- Alejandro Guizarro
- Stephen Wiltshire
- Vincent van Gogh
- Henry Hudson
- Joseph Raffael

### Topics to Link With:

- Change within people and their views, attitudes towards certain topics (over time).
- That change is not always for the better but it can also sometimes be for the worse.
- Change of the seasons throughout the year.
- Generational change.
- Old and new.
- Time (how many things change (decay) through time)
- Before and after
- Change of lifestyle from normal socialising to socially distancing in lockdown.
- The difference between childhood and adulthood.

### Styles of Art:

- Distortion
- Impressionism
- Traditional oil painting
- Modern (e.g pop art)
- Graphic Design
- Visual perception of an image or in real life

# TIME LINE



'The Butterfly Ship' 1937  
Salvador Dali  
This oil painting is believed that the colour of the ship represents hope because of the contrast in the background.

'A Sunday Afternoon on the Island of La Grande Jatte' 1884-1886  
Georges Seurat  
The actual island is only half a mile long and was seen as a high class hotel get-away for Parisian. He wanted to capture the glimpse of wealth and their lifestyle.



## 'A Sunday Afternoon on the Island of La Grande Jatte'- 1884-1886

By Georges Seurat

The actual island is only 1 mile long and was seen as a high class get away for Parisian. He wanted to capture the glimpse of the wealth and their lifestyle.



'Red Hill With Flowers' 1937  
Georgia O'Keefe  
She creates serene work to reflect the world around her. A signature motif are close-up flowers that are so magnified that the petals and blooms become abstracted into sharp shapes and swaths of color.

'The bedroom' 1888  
Vincent van Gogh  
This painting by Van Gogh was made by him observing his room in his Yellow House. To prepare the room for painting he put some simple furniture in there designed with his own paintings hanging on the wall.



## 'The bedroom'-1888 By Vincent Van Gogh

This painting by Van Gogh was made by him observing his room in his Yellow House'. To prepare the room for painting he put some simple furniture in there designed with his own painting hanging up on his wall.

## 'The Butterfly Ship'-1937

By Salvador Dali

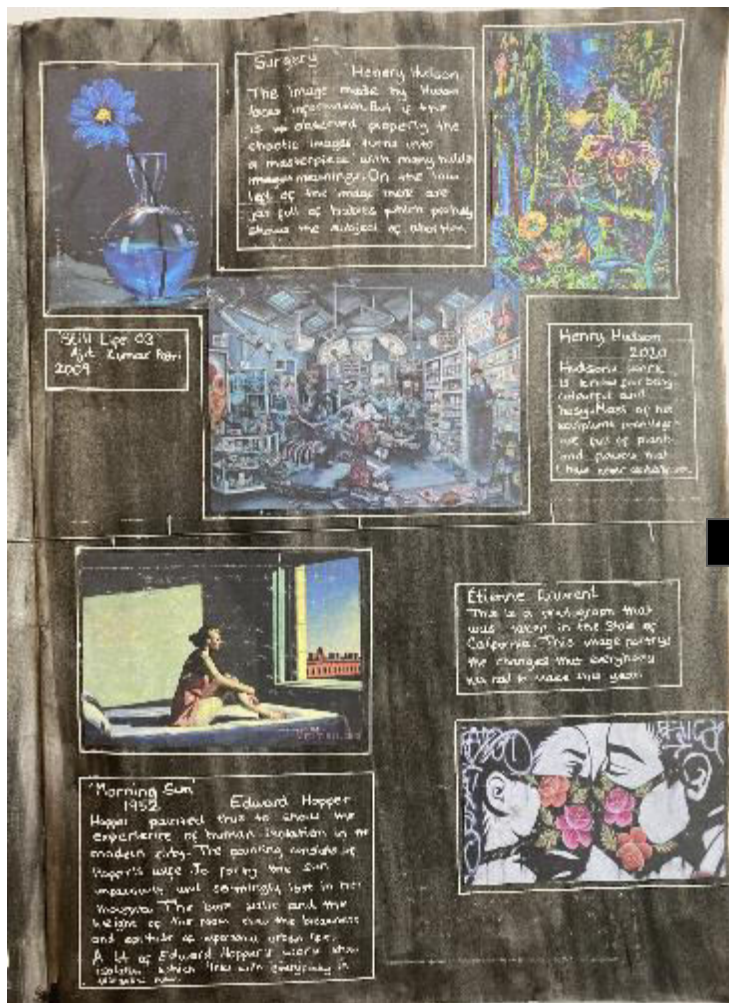
This oil painting is believed that the colours of the ship represents hope because of the contrast in the background.

## 'Red Hill With Flowers' -1937

By Georgia O'Keefe

She creates serene work to reflect the world around her. A signature motif are close-up flowers that are so magnified that the petals and blooms become abstracted into sweeping shapes and swaths of flowers.





**Surgery** Henry Hudson  
The image made by Hudson lacks information. But if it is observed properly the chaotic image turns into a masterpiece with many hidden meanings. On the low left of the image there are a jar full of babies which probably shows the subject of abortion.



Henry Hudson 2020  
Hudsons work is known for being colorful and busy. Most of his sculptural paintings are full of plant and flowers that have never actually been seen.

'Still Life 03'  
Ajit Kumar Patri  
2009



**'Still Life 03' -2009**  
By Ajit Kumar Patri

**'Morning Sun' -1952**  
By Edward Hopper

Hopper painted this to show the modern city. The painting consists of Hopper's wife Jo facing the sun impassively and seemingly lost in her thoughts. The bare walls and the height of the room show the bleakness and solitude of impersonal urban life. A lot of Edward Hopper's work show isolation which links with everybody in quarantine now.



Etienne Laurent  
This is a photograph that was taken in the state of California. This image portrayed the changes that everybody has had to make this year.



'Morning Sun'  
1952 Edward Hopper  
Hopper painted this to show the experience of human isolation in the modern city. The painting consists of Hopper's wife Jo facing the sun impassively and seemingly lost in her thoughts. The bare walls and the height of the room show the bleakness and solitude of impersonal urban life. A lot of Edward Hopper's work show isolation which links with everybody in quarantine now.

**Surgery**  
By Henry Hudson

The image made by Hudson lacks information. But if it is observed properly the chaotic image turns into a masterpiece with many hidden meanings. On the low left of the image there are a jar full of babies which probably shows the subject of abortion.

**Henry Hudson-2020**

Hudsons work is known for being colourful and busy. Most of his sculptural paintings are full of plant and flowers that have never actually been seen.

**By Etienne Laurent**

This was a photograph that was taken in the state of California. This image portrayed the changes that everybody has had to make this year.

# Vincent van Gogh

## Research page/copy



### Comparison of Van Gogh's Sunflower and Irises

The first time I saw Sunflowers in the Netherlands and immediately at the time it was a great surprise that was shown by the most famous color yellow. The stands out so much that it gives us a feeling of happiness and brightness. The reason for this is because Van Gogh had done the same before he was sent to the asylum and he loved painting the bright colors of his life. So these were painted before he went to the asylum with his mental illness. This is shown because yellow and green are complementary colors on the color wheel.

I found drawing Van Gogh's Irises using the same type of flower. It was a bit more difficult because they were so detailed when copying the image of drawing. All the details in the middle of the vase of the Irises were so I couldn't copy the image to the best I could. Instead I tried to observe the image closely and use my imagination to create new shapes. So I will go on to create this image again. This time I will use a more realistic style and I will use more of the same colors as Van Gogh used to show the contrast in objects and colors.



### Copy of Van Gogh's Sunflower and analysis

I copied Vincent van Gogh's Sunflowers because I liked the colors and the way he painted them. I wanted to see how he did it and to get some ideas for my own work. I also liked the way he used the brush to create the texture of the petals and leaves. I think it was a very interesting painting and I will try to do something like it in my own work.



Another reason why I liked it was because it was so simple and I could do it myself. I think it was a very good painting and I will try to do something like it in my own work. I think it was a very interesting painting and I will try to do something like it in my own work.



Sunflowers (Series) 1889

### Irises in the 1890s



When Van Gogh went to Paris to join his brother and to study the art of Impressionism. He was very influenced by the Impressionists and he used to paint a lot of flowers. He was very interested in the colors and the way they were used. He was very interested in the colors and the way they were used. He was very interested in the colors and the way they were used.









Small pot, large sunflowers.  
Bright summery colour palette.  
Shine/lighting on the green leaves

What is the most important towards developing the idea of changing the angle of my original picture? The choice of equipment used the amount of flowers that I can fit into the pot. Using light to create the atmosphere of the scene and having the pattern of the pot.



Small pot, large sunflowers.

Bright summery colour palette

How short should I cut down the stem?  
Shine/lighting on the green leaves

Pictures taken on a professional camera / iPhone camera.

Painting acrylic sunflowers harder than painting them in oil paint.

Real flowers vs Fake flowers.

Pictures taken on the floor vs on my desk.

Summer flowers vs winter flowers.

Different petal angles.

Plain white background and wooden floor boards. This focuses the image on the flowers and nothing else.



Sunflower seeds

Black shadowing

Dark orange at the beginning of petals and blends into yellow as it reaches the end.

Same sunflowers different sizes, angles and directions.

reflection of the vase

The difference between the light on and off.

Van Gogh's impasto oil painting VS

My version which is done in acrylic paint.

Flash on vs OFF.

How many flowers is too much?



This is the last part of my section of Van Gogh's sunflowers. I want to show the viewer what he got in his painting which was the darkening of the petals and the black shadowing on the floor. I decided to use a similar technique to Van Gogh's painting. I had chosen the painting of the sunflowers in the first part of my project. I had chosen to show the process in as typical as I could. I had used the same colors as Van Gogh's painting. I had used the same colors as Van Gogh's painting. I had used the same colors as Van Gogh's painting.



Detailed

Hi-Tecpoint pen.



The charcoal that I used gives a rough dark effect.

The charcoal provides better blending



This was done with a ballpoint pen, hence the slightly blue colour.




Simple Sun Flower Sketches

With the ballpoint pen I was able to do more shading.



The pencil gives a softer effect on the flower.



With the Hi-Tecpoint Pen was able to make very fine line details.

More shading has to be done when using pencil.

Primary Sources

Sketches  
Primary Sources





# Henry Hudson

- Observational drawing
- Research
- Annotation and analysis

I drew a section of one of Henry Hudson's jungle paintings when I was drawing the plants on the page paper I created. It was quite starting I figured out that I needed a large blank space in order for it to stay in place. This caused me to spend more time on the lines I also found and used some to make some spaces in the picture. One of the best lessons that I could use and was very good at work.

moving with the pen and a pencil slow and a clay mark making tool.

Henry Hudson is a British artist who is best known for his paintings of nature. He is a master of detail and color, and his work is often characterized by a sense of depth and perspective.



For the past year, I have been studying a lot of nature and I have been painting a lot of nature. I have been painting a lot of nature and I have been painting a lot of nature. I have been painting a lot of nature and I have been painting a lot of nature.

Hudson started to experiment with nature during his time at university. He found that he was interested in the way that nature works and he wanted to find out more about it. He started to paint nature and he found that he was very good at it. He has since become a professional artist and he has painted many beautiful nature paintings.



Hudson was inspired to become an artist by his grandfather who worked with wood. He had a great eye for detail and he was very good at drawing. He started to paint nature when he was a child and he has since become a professional artist. He has painted many beautiful nature paintings and he is very well known for his work.



Hudson created his jungle paintings on a personal level. They are his way of expressing his love for nature and his desire to capture the beauty of the world around him. He uses a lot of detail and color in his work and he is very good at creating a sense of depth and perspective.

In days that all of his works are made with pencil and ink. They're part of his collection and they're part of his collection. They're part of his collection and they're part of his collection.



I decided to do a colored pencil drawing of one of Hudson's jungle paintings because it was a very nice drawing and I wanted to try to do one like it. The pencils are a great tool for drawing and I found that I was very good at it. I found that I was very good at it and I found that I was very good at it.



I found that I was very good at it and I found that I was very good at it. I found that I was very good at it and I found that I was very good at it.

Henry Hudson's artwork bursts with bright colours and bustling with creative energy. His artwork is influenced by his childhood as he said 'My upbringing is definitely colourful. He says that in his childhood there was consistent change in his life such as his parent divorcing, getting sent to a school away and people constantly coming in and out of his life. This is where his passion for drawing and painting grew as it was the most constant thing in his life.



Henry Hudson's work bursts with bright colors and bustling with creative energy. His artwork is influenced by his childhood as he said 'My upbringing is definitely colourful. He says that in his childhood there was consistent change in his life such as his parent divorcing, getting sent to a school away and people constantly coming in and out of his life. This is where his passion for drawing and painting grew as it was the most constant thing in his life.

- Hudson's art work was heavily influenced by:
- Henry Rousseau
  - William Turner
  - J.M.W. Turner
  - Vincent van Gogh



When I look at Hudson's work my eyes don't wander everywhere around the image, this automatically happens because his art is busy with different shapes but similar tones. This means the eye can't rest staring at one part of the image. It is hard and takes long for my eyes to catch one main part of the image as his paintings are usually so chaotic. However, in real life these images are far bigger, this might mean that when viewing these images in real life the eye will have easier for the eye to learn and analyse the image.

As a result of the eyes not being able to automatically catch the main parts in the image I think that it will be difficult to try and find the story/meaning in the painting. Then again he did say that his people paintings are small scale paintings, there are used to escape reality.



I did attempt another drawing but this time I experimented with oil pastels. I figured that if I used oil pastels to draw then it will look similar to the original due to its thick, waxy texture and bright, acid colours. When experimenting with oil pastel cannot be used on artwork with large detail unless it is done with a big canvas. The original picture I was working from was packed with detail (the same with all his others works).

By looking at Hudson's work as a whole you can see that they both have a consistent record of contrasting colours. Hudson's work does take place within one big piece of paper, but Van Gogh does this with two different pieces. Hudson's work is made with green and red I suppose.



I also attempted another drawing but this time I experimented with oil pastels. I figured that if I used oil pastels to draw then it will look similar to the original due to its thick, waxy texture and bright, acid colours. When experimenting with oil pastel cannot be used on artwork with large detail unless it is done with a big canvas. The original pictures I was working with from was packed with detail (the same with all his others works).





# In the Style of Henry Hudson

Each one of these pictures have a different atmosphere of colours, textures and shapes. I decided to use these pictures because up close they reminded of a miniature garden containing all the perfect flowers and plants, so perfect that it looks unreal like a cartoon.

Henry Hudson has influenced my work by his use of being initial with mixed colors with bright colors and different textures. So now I have tried to recreate my own version by looking at having imaginary plants or plants from the jungle to draw I took inspiration from his pieces. I took pictures of the super markets fresh flowers. This was why I was able to get a variety of different types of plants to work from.

## Keywords:

dark shadowing colours

colour blending



irregular shapes

Complimentary colours

mark making



block bold solid colours

carving

layering

colour matching

Each one of these pictures have a different atmosphere of colours, shades textures and shapes. I decide to the these pictures because up close they reminded of a miniature garden containing all the perfect flowers and plants, so perfect that it looks unreal like a cartoon.

Henry Hudson has influenced my work by his pieces being filled with nature bursting with bright colours and different textures. So here i have tried to recreate my own version by instead of having imaginary plants or plants from the jungle to draw i used something more accessible. I took pictures of the supermarkets fresh flower bouquets. This was perfect as i was able to get a variety of different types of plants to work from.



Sketches of unusual jungle plants

Secondary sources

The plants over flowing in the plant pot gives me ideas for my final piece. I like the chaos and how they hang from the pot.



This plant is a different shape than normal but it is very simple. So I am thinking of adding pattern and the clear shaded parts.




This plant is very unusual, it is something that you will not find in your normal garden. There are some much different shapes that I can experiment with.

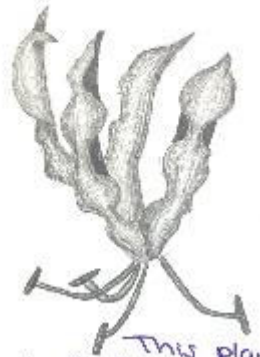
This plant looks exactly like a plant that will be found in the jungle/tropical.



All of the drawn plants on this page was from secondary source information. But they all started with as simple line drawings, I had to shade in the rest as my own.



This plant was done in charcoal with some detail. I can also interpret this style, shaped plant in my final piece.



This plant kinda reminds me seaweed and something that will never be found in the city. Due to its unusual shape I don't think I will interpret this in any way.

Sketches of unusual jungle plants



# David Hockney

David Hockney is a very well-known artist who experiments with different medias of art, such as paint, print-making, stage design and photography.



In my research, I have decided to talk about and experiment with David Hockney's photography. His unique photography skills is one of the many reasons for him being known as the most influential British artists of the 20<sup>th</sup> century.

I had to colour many pages to get the same consistent thickness of the oil pastels. It was difficult to do this because it is very easy to leave white spots in the oil pastels when colouring. I also found it difficult to do all the small little different details as the oil pastels are so thick are not suitable to create fine details in a drawing. In some parts I had to scratch the oil pastels and apply a lighter colour to highlight effect.



I did not enjoy re-creating one of David Hockney's 'pad' landscape drawing as I thought it was very difficult to complete in my choice of media, oil pastels. The reason I chose to re-create this drawing in oil pastels is because I thought that it would be the closest and most suitable media for the original picture. If I would do it again I would choose a different media or do it on a bigger scale so the detail can be more defined.





# In the Style of David Hockney



I found it difficult to draw this digital image as I struggled matching up and mixing the oil pastel colours to match the original photo.



I also struggled ~~not~~ with re-creating the glass vase and the flower in it. When I was using the white as a highlight it would blend in instead of standing out giving it a realistic effect.

When David Hockney put his photographs together it gave it a cubist feel. However, he later realised that photography comes with it's limitations unlike paintings.



His photography consists of photographs collages which he named 'Joiners'. To get this collage effect he used polaroids to photograph each image separately.

David Hockney's idea of 'Joiners' came to him accidentally, he loved the idea and decided to run with it and experiment more. He took pictures on his Polaroid then grouped them together as they harmonized with each other.



## 'Joiners' - Photographic Collage

To create this piece of artwork in the style of David Hockney I decided to use photoshop. Firstly, I used my camera to photograph an image in Graveland Park. Then I used the filters on the camera to give the image a purple tint. Then on photoshop I had to use different tools to draw and cut out triangles, then copy and paste them. Then I would adjust the small shapes by enlarging, shrinking and rotating the triangles to how I would like. I would do this on different layers on photoshop to simplify it. Then I gave a colour gradient for the background that was relevant but wouldn't clash.

David Hockney would always use squares as the shape of the cutting but I decided to use triangles instead to make it more original.





# Existing Plant Ideas For Final Piece Plant Pot



All of these pictures are secondary sources that I took from a bouquet of winter flowers. I took them because I like the colours of each bouquet and how they are analogous colours. However, after taking these pictures I have decided that for my final piece the real flowers representing reality I think that summer will be better.

All of these pictures are secondary sources that I took from a bouquet of winter flowers. I took them because I like the colours of each bouquet and how they are analogous colours. However after taking these pictures I have decided that for my final piece the real flowers representing reality.



# Experimenting With Different Flowers

I drew this self portrait as there is no better way to showing my reality than myself. This is my reality as I will be the same person and have the same face for the rest of my life. However, as I am still young in life I will change in many ways whether it will be my facial features or certain aspects of my personality.



I have been told by my dad on many different occasions that some facial/body features and some personality traits of mine closely resemble to my Grandpa (my dad's dad). This brings me to the topic of a family tree as I have had the idea of my final piece being a plant as I could make each flower represent each family member by this piece being the favourite flower and an indicator why.

This portrait is a drawing of my grandmother when she was younger. The original picture was sent to me from my dad to show the resemblance between us both for my final piece flower as I lost each real flower to represent one family member that is close to me. These clear the flowers are to blessing (the pink lotus flower how now to life the individual is as when the flower has fully opened up (Growth) then it will show how experienced, knowledgeable and mature the individual is.



Orange and White Tulips: These tulips represent my Nana as these are one of her favourite flowers. Tulips symbolize sunshine and joy which my Nana brings wherever she goes. If they are used to something to me then it means that I enjoy the persons energy and I am thankful for their presence in my life. This is how I feel about my Nana as she is very energetic and is full of life, her presence cheer me up. However, I also added a white tulip with spots of purple. I chose to add this because this tulip will catch the eye just another reason which I chose to do this is because the colors white and purple are different to yellow and orange. The white shows honour have towards my Nana and the purple represents royalty as in many peoples hearts she is seen as a queen.




Orange Lily Flowers: The orange lilies represent my mother, these are one of her favourite colours. This is also significant as lilies symbolize fertility, motherhood and rebirth. Lilies also symbolize purity and love which are big characteristics of my mom. However, the orange lilies symbolize confidence and energy, most of these characteristics were passed down to me.



Pink Lotus flowers: These lotus flowers are my big sisters favourite flowers therefore my final painting represents them. I chose a pink lotus as that is the colour that suits her the most. I decided that the flowers were going to be painted from the side view point in order to see the different shapes. I also chose for some of the flowers to be water lilies that they I drew this because I wanted it to represent my sisters successful story in life.





## Techniques and Experimentation

## Plasticine Development

1. Thick layer of plasticine. This is the first stage to apply the base layer. I used my finger to smoothen this out.



2. Here shade and tone is being added to provide a bit of character. The technique of smoothening the plasticine was done with my fingers.



3. This sample has the thickest layer of plasticine and more tone. To create this more marking I used a special clay tool.



4. For this sample I used a thinner layer of blue. The mark making was done using a toothpick.



# Oil Paints

## Experimentation and Development

Sample 1



This sample was done with more blending of the shadows and highlights as well as the detail of the petals. I was experimenting with the view point of the flower, this was done at eye view.

Sample 2



Even though this sample is at the same angle as sample 1, this one was done with a different technique and painted with warmer orange, yellow, red colours. I blended less to try and show more detail of the usage of the lighter and darker colours. I was worried that I did not enough practise with the birds eye view of flowers but a plant pot consists of flowers at eye level. However my final piece consists of both.

Sample 3



This sample consists of a birds eye view of the lotus flower. I made sample 3 and 4 with more blending as well as using more of my white spirit to make the oil paints thinner. I also used more white paint in this sample as the top of the flower will catch more sun light than the shadows of eye view.

Sample 4



With sample 4 I used more white to make the paint even thinner as well as making marks so the painting can be less detailed. Due to the lack of detail my painting looks very simple, soft and delicate so well as it giving me a warm feeling due to the sun set colours.



# Photography of my Final Piece Ideas

## Primary Sources:

All these photos are pictures that I took of my mum's Mothers Day flowers. I took these pictures with my Canon camera.



Photograph 1

Photograph 1 was my second choice as my final piece reference photo. I didn't choose this one because I thought that it looked too empty. It showed too much of the background. I also did not like the positioning of the red flower at the bottom of the photo.



Photograph 2

I did not choose photograph 2 because I thought that the flowers looked like they have decayed. As the flowers have got drier they lose their vibrancy. As the flowers have started to decay the flowers and leaves also start to drop and fall downwards. I didn't choose photo 3 and 4 because it was filled with too much leaves instead of the flowers.



Photograph 3



Photograph 4



Photograph 5



# Composition Decision Making and Analysis



I wanted to change these two unloomed lilies to the unreal plant that I have created in the style of Henry Hudson as his paintings are mindstate paintings that he creates through emotions. I also wanted to put them here as they are at the back so they are not able to overpower everything else in the piece like the red flower at the bottom corner.



I love the image or subject that catches the eye first.

All the orange lilies represent my mother.

Not only in her favourite colour but like represent motherhood and rebirth.

I love how the light colors and reflects of the flower petals leaving it with a shiny effect.

Apart from the three mindstate plasticine paintings the rest of the image is going to be painted in oil paints.

I really dislike this accidental shadow that I captured whilst taking the picture. However this shadow is not that consequential as the red flower that the shadow is covering is going to be replaced with another mindstate plasticine painting of mine.

I think that contrasting colours orange and green has a good ratio, sharing the page without one colour overpowering the other.

All the orange lilies represent my mother. Not only is it her favourite colour but lilies represent motherhood and rebirth.

## Vincent van Gogh Henry Hudson

### Sunflowers:

Throughout my project Van Gogh art has inspired a lot of my ideas, from the composition of his work to the media, oil paints. He presents things in so many ways.



### My in the style of Van Gogh's Sunflowers:

In my version of sunflowers I use acrylic in stead of oil paints. That experience made me want to use oil paints even more as I found acrylic too difficult. I also gave it a shiny look.



### Plant Pot Final Piece Idea:

My final piece is a plant pot full of flowers that represent different members of my family as well as other factors. However, this version is done in another perspective. This picture was taken with the camera at eye level, because the picture was taken at this angle.



### Henry Hudson Art work:

Henry Hudson art has also inspired my art in many ways like the bright vibrant colours, the consistency, detail and his choice of media plasticine. I love how full his pictures look.



### My in the style of Henry Hudson:

Henry Hudson inspired this piece of work as I used plasticine and I filled the page up with bright contrasting colours.

### Plant Pot Final Piece Idea:

This is a photograph of the reprod picture for a final piece.



It is different to the photo on the left because this photo was taken at a birds eye view of the plant pot instead so the detail of the flower can be seen. The photo also captured the high light and shadows of the flowers.

This picture was taken with a camera at eye level because the picture was taken at this angle nobody is able to see the fine details of the flowers.





# Final Piece

On the left is the final result of my main final piece. The majority of the painting was done in oil paint and the other part of it was done with plastacine.

Mini Mock-up of Final Piece:  
Here I was experimenting with colouring pencil and normal pencil. I decided to experiment with colour pencil to test out the vibrancy of the orange summer colours.



Here I experimented with a section of my image with plastacine. I decided to work with cardboard after I ripped off the first layer of cardboard to get the fibrous part in the middle. I decided to do this because plastacine works well on rough textures, as it sticks better. With this sample I had to use thicker layers of plastacine.



## Supporting Piece 1 - Plastacine

This plastacine painting was copied from an image I took at an Art Festival. There are many techniques I learnt and adapted on the way like using a toothpick for the detailed mark making. I decided to make this plastacine painting as not only does the colour and shape of the flower give me a cold sharp feeling but future seem to be the opposite of the main.




## Supporting Piece 2 - Oil paint

This oil painting gives me more of a warm, fiery feeling due to the striking red. The reason why I photographed this image is because I think it looks very consistent, the opposite to change. When I put all paintings together it makes a beautiful







A04





A04





A04

## 3D Pot. Final Piece

Here are my sketch ideas of my 3D pot. I am going to paint it black and gold to give it a old-fashioned antiquated look. However I still wanted to stand out like my other final pieces so I added the gold to give it a reflective shiny tint.



The reason I used black and gold acrylic is because I wanted the pot to look different to my main final piece painting, but still have the same meaning. I achieved this by the symbols and shapes I placed on the pot. Even though these two final pieces have the same meaning, not only do they look different but they will make the viewer feel different emotions and rise different viewpoints when staring at the two side by side.



Here are photos of my 3D final piece pot.

The reason why I chose to paint my pot in black and gold acrylic paint is because I loved the contrast of the bright vibrant, summer colours to the dark, old-fashioned pot. I also love the unusuality of how I shaped the pot representing both fantasy and reality as they are both unexpected and abnormal.

The shapes and symbols on the pot represent the circle of life which I think is a glamorised version of life's harsh realities. The rose at the bottom of the pot represent birth and the skull and clouds at the top of the page represent death.





A04

# Digital Final Piece

## Stage 1:

Firstly I chose the best photograph I took from a variety of different types. Then I put the images on to Photoshop, I would copy this image twice onto two layers with one locked just in case of an accident.

One layer per square/shape

Locked layers:

This means the layer cannot be edited.



## Step 2:

Secondly, I cut, cropped, rotated a square at a time with each photo layer using the transformation controls and the polygonal lasso tool. Before this I had to copy and paste the cut squares from the original so I had a template of where the shapes are supposed to be.

## Step 3:

Just like David Hockney he uses a background colour to compliment the main subject. So I had to select a background layer and then use a gradient overlay with the colours of my choice. After time of a lot of experimentation I decided to go with the three colours yellow orange and blue. Out of all the other colours these ones complimented the digital collage the best.



## Step 4:

In this stage I had to do any last minute refining and positioning of the photo layers. This is done to fix any mistakes or to make the image look neater. However, in my case I wanted to refine the image to look more raggedy and distorted.



I created this image to be one of my final pieces as I mentioned in my essay that our fantasies are made up from tiny parts of our realities. I took this literally and ~~was~~ created a art piece of an image made up of little fragments that have been twisted to fit how I would prefer, just like a fantasy.





A04

# Evaluation

Overall, in my personal project I have explored the theme the change of fantasy and reality and how they differ through art. I think I have achieved this goal as I have intensely studied and researched the deeper meanings behind certain artworks and how those artists have portrayed them. I have achieved this goal through my the symbolism used by the use of media and colour, for example the lilies in my final piece representing motherhood and the dark, textured plasticine representing life's harsh realities.

The two main artists that I studied in my personal project were Henry Hudson and Van Gogh. They both had a heavy influence on my personal project as I have a final piece created from a similar state of mind of anxiety as well as joy, the use of the same media and techniques like softening the plasticine with a hair dryer and the consistent usage of contrasting colours.

My final message for this project is that what we observe in an individual's life is always going to be presented in a better light than what it is truly like, just like a fantasy. Everybody has some sort of harsh reality that they may be going through, but these will be hidden away from plain sight whether it is someone's true emotions or some sort of past trauma.

If I had more time in this project I would create another final piece that would have physical elements/hints of each of my final pieces all together, as they all have the same meaning but some do not look like they correlate.



# The Change of Fantasy and Reality



Introduction

It is human nature to adapt to change. Some accept it instantly, and others may live in denial. When it comes to 'fantasy vs reality', this feeling is most present.

I will be talking about the change of fantasy and reality and how they differ through art. A fantasy is an illusion that we create in our minds for many reasons. But this illusion is usually created through aspects of reality they are living.

Everyone has their own fantasy, how we perceive ourselves; How we look? How does our voice sounds? Are we good or bad? As much as we know and fantasize about ourselves, our public image may not match the idea we have in our head.

It could be perceived that we live in a society where people are slowly tricked into believing that what we have, is not enough. Some people place too much value on flaunting wealth more than others. What does this say about our society? Is it not one's values that make us rich? Does reality evade us?

My outlook on the fine lines of change between fantasy and reality has been enhanced significantly, due to being restricted in the national lock-down. Throughout this project my mind has been forced to adapt to the new 'changed' way of living. Dreaming of being outdoors I selected landscape artists; Vincent van Gogh and Henry Hudson, keen to explore their state of mind when working on this subject matter.

I aim to present 'change' in terms of 'fantasy vs reality', how artists have influenced the way we perceive this, applied to my own experiences. With a focus on comparing the techniques used within these two generations of artists. What similarities will I encounter between these two very different eras? How do they interpret landscapes? How much does state of mind alter our judgements?

Main Text

**Vincent van Gogh**

Vincent van Gogh was one of the biggest artists that portrayed his current feelings through his art. This gave the art great sentimental value towards Van Gogh as they all have personal meanings behind it. I know this because Gogh said "I dream my painting and I paint my dream". This is important because he suffered from several mental illnesses, one of which was bipolar which caused him to have intense, emotional highs and lows, regular episodes of manic and depression. I would describe his feelings of optimism and manic as being high on life like fantasy where he would freely express his feelings through the usage of colour and techniques in his paintings.



**Sunflowers Vincent van Gogh -1888**

Van Gogh was drawn and inspired to paint sunflowers as they were big tall with bright, vibrant, cheerful yellow petals which was his favourite colour. This was one of his mind state paintings as it was painted during his extreme manic stages of his bipolar. Therefore this was his way of expressing his optimism and enthusiasm at that moment of time.

Van Gogh chose to paint sunflowers as he thought they were a sign of gratitude, this was conveyed by the use of the bright yellow, brown and green tones. These warm autumnal colours are a continuing factor in this painting from the flowers, the vase and the background being the same colour but a different shade.

In my opinion I would usually think that using the same colours and different shades would make the background clash with the main subject of the painting, the sunflowers in the vase, however, I do not think that is the case. I think that these simple, light tones compliment each other making the painting less busy and easy on the eye. As these colours stand out and are so persistent throughout this painting that when I observe it, it instantly gives me a sense of happiness and enlightenment.

These colours relate to the change of fantasy and reality as the first time I looked at the painting I saw a very beautiful, simple bunch of sunflowers sitting on a table. However, when I have observed this painting at a higher level, I have come to a conclusion that the flowers almost do not look real and parts of it have been made up from his state of mind. My reasoning for this is that when they are observed there are a limited amount of dark shadows and white highlights in this piece which will make it more realistic. But the fact that van Gogh didn't include these and disregarded the conventional principles of art gives me the impression that, when he painted through his emotions it came from the part of his mind, filled with fantasies and wild ideas.

Van Gogh used many techniques in all of his paintings, but in Sunflowers, he used his brush as a symbol of his feelings, becoming one with the canvas. Van Gogh created the piece using varied textures and tones of the petals and leaves.

However, van Gogh didn't always use a paintbrush and you'll notice how thick the paint was applied. He thought that it would take too long to use a brush and at these times he would use a palette knife and apply the thick layers of paint directly onto the canvas, giving it a sculptural form. The thickness of the paint is so prominent that you can clearly see the paint lines, which in turn creates beautiful textures bringing a 3D element to an otherwise flat picture. And although the backgrounds are plain, the paint lines and variations of tones bring depth and drama to the space.



Van Gogh chose to paint sunflowers as he thought they were a sign of gratitude, this was conveyed by the use of the bright yellow, brown and green tones. These warm autumnal colours are a continuing factor in this painting from the flowers, the vase and the background being the same colour but a different shade.

In my opinion I would usually think that using the same colours and different shades would make the background clash with the main subject of the painting, the sunflowers in the vase, however, I do not think that is the case. I think that these simple, light tones compliment each other making the painting less busy and easy on the eye. As these colours stand out and are so persistent throughout this painting that when I observe it, it instantly gives me a sense of happiness and enlightenment.

These colours relate to the change of fantasy and reality as the first time I looked at the painting I saw a very beautiful, simple bunch of sunflowers sitting on a table. However, when I have observed this painting at a higher level, I have come to a conclusion that the flowers almost do not look real and parts of it have been made up from his state of mind. My reasoning for this is that when they are observed there are a limited amount of dark shadows and white highlights in this piece which will make it more realistic. But the fact that van Gogh didn't include these and disregarded the conventional principles of art gives me the impression that, when he painted through his emotions it came from the part of his mind, filled with fantasies and wild ideas.

Van Gogh used many techniques in all of his paintings, but in Sunflowers, he used his brush as a symbol of his feelings, becoming one with the canvas. Van Gogh created the piece using varied textures and tones of the petals and leaves.

However, van Gogh didn't always use a paintbrush and you'll notice how thick the paint was applied. He thought that it would take too long to use a brush and at these times he would use a palette knife and apply the thick layers of paint directly onto the canvas, giving it a sculptural form. The thickness of the paint is so prominent that you can clearly see the paint lines, which in turn creates beautiful textures bringing a 3D element to an otherwise flat picture. And although the backgrounds are plain, the paint lines and variations of tones bring depth and drama to the space.



**Vase with Irises Against a Yellow Background: By Vincent Van Gogh in 1890**

Vincent van Gogh began to draw his series of irises because this was one of the little things that was available to him from the asylum he was staying at. He painted these irises one week after he was voluntarily put into this asylum and could see the irises outside through a window in the hospital room.

The colours that van Gogh used in the painting are very iconic and bold. These colours strongly communicate how he was feeling at that time, his colour choices were very powerful. The colour purple symbolises power and mystery which is exactly how I feel when observing this painting. The bold purple gives me a sense of power but the yellow

throws me off and gives me a sense of mystery as the two colours are completely different. Is there a double meaning behind this painting? What is he trying to tell us?

His choice of colour started with the bold, block, blue shades that have been used against each other to show the fine details of the petals, shadows and highlights (the irises started off as purple but the pigmentation started to fade over time). These rich shades of blue catch my eyes immediately and make me want to explore the busy painting looking deep into every fine detail. Also the harsh lines outlining the irises give the painting more definition. However the yellow background and vase makes the painting extra striking as the two complimentary colours strengthen each other and give me a scene of presence.

This painting shows the change of fantasy and reality through the colours used and composition decision. The startling citron yellow of the vase and background portray that Van Gogh may be living in an illusion of a fantasy where he is presented to society as living a life full of happiness and enlightenment to everybody around him. But the striking blue/purple shades of the irises in the centre of the page shows me the true reality of his past trauma and how his life may be darker than what it is made out to be. "The sadness will last forever".

### Henry Hudson

A lot of Henry Hudson's work are jungle inspired paintings that he has created, he states that these paintings are mind state paintings. These mind state paintings are used as a way to escape his trauma in reality. So making this art should allow him to enter a fantasy state of mind where he can create dystopian visions.



14:00-16:00: By Henry Hudson in 2016

Henry Hudson was drawn to make these magnificent sculpture paintings with plasticine as he discovered oil paints were far too expensive and plasticine was a lot cheaper. He had always loved impasto painting so he thought that plasticine was something he could experiment with.

These thick layers of plasticine convey the weight of the humid, wet, tropical climate. Henry Hudson started to make his series of jungle sculptural paintings when he found himself battling with his mental health. He stated that he 'just wanted to escape to something that was about colour and abstraction, just lose myself in a dystopian world.' All of his jungle works are mind state paintings that were created on a personal level to escape his chaotic reality. He says that these paintings are not real and are dystopian visions of the future or past "we all say that apocalypse is the end, are the apocalypses not the beginning?"



Henry Hudson created these jungle works in order to escape his reality in life. He has transferred this same idea onto me through his painting because when I observe the painting I feel as if I have entered another world and cannot get out as my eyes are stuck wandering around the painting staring at the intense detail used. The bright, persistent greens, yellows and blue stand out against the dull background filled with uneven layers and different textures.

I think that Henry Hudson's choice of colours are very thought-provoking. The purple and pink sky contrast with the green and yellow plants gives me an understanding of what time of day it might be (the names of all of his jungle paintings). Assuming that it would be around the time of the sun-set, the painting makes me feel oddly calming even though it looks like the opposite with its intense, complex, heavy detail .

Henry Hudson usually works with wild, dream-like, luminescent colouring of pinks, purples and oranges which could be seen as unrealistic. However, this time he chose more common plant colours, the greens and yellows. The greenery of the colours make the whole 'painting' look more realistic, like a landscape that may be seen in a forest. But when I closely observed the 'painting' I realised the extraordinary, unnatural plants that have most likely been made up, giving the whole painting an apocalyptic, after-earth look.

I interpreted this after-earth look to have a deeper meaning. This fantasy world has been created through aspects of real life, in this case it's the natural green and yellow colours of the plants. When I observe this 'painting' I think that the after-earth feeling shows me that the dream-like qualities are caused by the absence of humans that have destroyed the earth. This wondrous world untouched by humans brings me back to my memories of being in the national lockdown and dreaming of being outside.



**12:00-14:00: By Henry Hudson in 2016**

This second painting is very similar to the first painting, they are very nearly the same as each other except for some minor differences, such as the composition of plants and brighter colours with more of a variety. Even though these paintings are so similar they make me feel different things and send different messages.

This sculptural painting has a variety of vibrant, neon colours all over the piece enhancing the dreamlike, imaginary qualities of the jungle like plants.

Does this painting have a double meaning? When observing this sculptural painting it looks like a beautiful compact painting of a jungle, but it does make me feel slightly intimidated due to the overwhelming colours, busyness and dense vegetation of the painting overall. Henry Hudson stated that 'Nature is stronger than we are'. I think this

statement was strongly communicated through the colours and the composition of the painting. 'Nature is very brutal' I think the illusion we have created that we are submissive to nature is wrong, just looking at this painting draws me in making me want to physically be there.

### **Comparing Vincent van Gogh and Henry Hudson**

Both Vincent van Gogh and Henry Hudson have created their beautiful pieces of art through their state of mind. Van Gogh created Sunflowers and Irises through his emotional state of mind (manic depression and cheerfulness) and Henry Hudson created his two pieces during his battle with his mental health and used it as a way to escape from the real world. The two artists used impasto painting with thick layers of oil paint and plasticine bringing the media off the page to give it a 3D element with beautiful textures of uneven paint lines and plasticine engravings.

Both artists use different media, both in the style of impasto 'painting' but as their media of choice are different they have to use different techniques in order to apply them.

Van Gogh would apply thick layers of paint onto his canvas using a palette knife which gives the painting a 3D sculptural form.

Even though Henry Hudson uses plasticine in an impasto style he has to manipulate the plasticine by heating it up using a hairdryer to make it more flexible. He described his painting and the techniques he uses as "anxiety paintings, constantly battling with it, because it's not paint you have to pull it, kink it and sometimes punch it." I had to use this technique when creating my plasticine sections in my final piece.

Both of the artist's mind state paintings have meaningful value towards them individually and I think they have done an amazing job at transporting these feelings through the painting and onto the viewer, me.

### Conclusion

In conclusion I have had to gather a lot of information about these artists and the techniques they have used so I can interpret them into my final piece. For example, like Van Gogh I had to use many layers of oil paint to create the bold colouring of the flowers in

my final piece. Even though I did not use the style of impasto painting I still had to layer up the paint in order to try to create the striking realism and tropical element.

Just like Henry Hudson I created two plants with plasticine influenced by my state of mind at that moment. To do that I had to spend a great amount of time heating the plasticine up using a hairdryer to increase its elasticity to allow me to apply it to the canvas. I also made my final piece as busy and dense as Henry Hudson's work, but I also incorporated Van Gogh work but including one subject that catches the eye first which is the big orange lillie on the right hand side of the painting.

This reflects my theme of the change between fantasy and reality because the nature in the image looks delicate and appealing; this represents the fantasy parts of life. However, if you look deeper into the image then you will see there are textured parts of the painting that look more rigid and sharp (made in plasticine). These represent the harsh reality of life which are disguised within the pretty landscape which represents the illusion that life is simple and bliss.

Some people place too much value on flaunting wealth more than others. They create an illusion of a lifestyle that everybody wants to have. Little do people know it is all a fake fantasy. This forces society into believing that what we have is never going to be enough





Shannon Smith 2021- Oil Paint and Plastique

#### Bibliography

The recorder – "I dream my paintings and I paint my dream." Vincent van Gogh  
(1853-1890)

This is tomorrow contemporary art magazine- interview with Henry Hudson

Visual atelier 8 - interview with Henry Hudson

Unit London- Henry Hudson

Goodreads- Vincent Van Gogh quotes

The Guardian- Van Gogh: in his own words

Anger, Anxiety and the Apocalypse- Henry Hudson at S/2

Life of Van Gogh