



Welcome

Year 10 Information Evening

What to expect tonight

- Introduction from Mr Bulbul – Head of Year 10
- Overview of the Google suite
- GCSE Grades and School Performance Measures
- Key Dates for this year
- How parents can help (not nag!)
- Revision tips/Apps
- Work Experience and Duke of Edinburgh Bronze Award

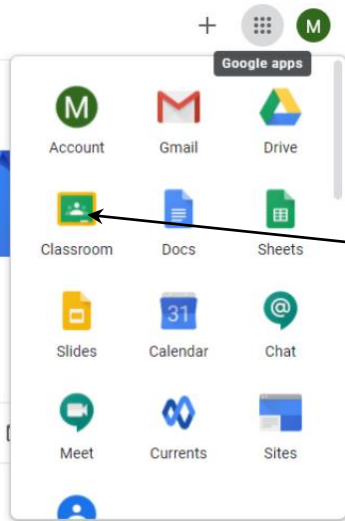


Mr Bulbul

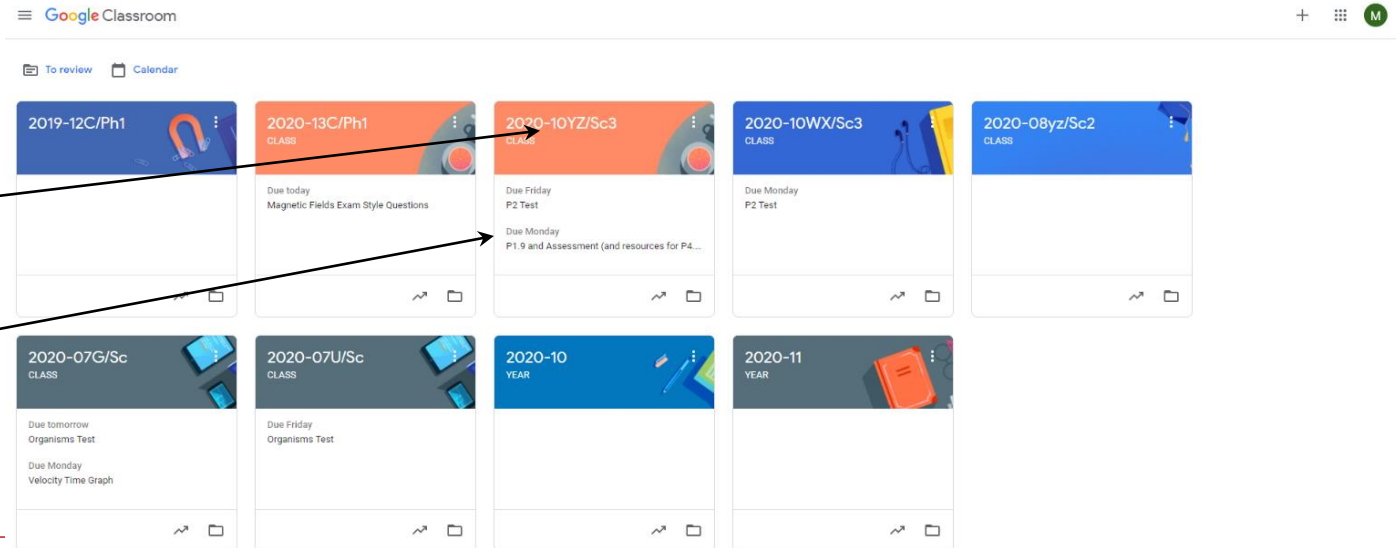
- Please let us know if you have any issues/concerns - communication is the key to success. We can't help if we don't know there is a problem.
- You can get in touch with classroom teachers by typing the teacher name into your child's school gmail account. Alternatively these are available on the school website.
- You should have all had an invite to receive updates (daily/weekly) on your child's google classroom – please accept this as it will allow you to support your child with the learning.
- SIMs app- Please download the app to view students achievement log, behaviour log, timetable and progress checks



Google Classroom



Use the 'waffle'
to select
Classroom



Select the class
you want to
check. Current
assignments
will show in
each class

2020-10YZ/Sc3

CLASS

Class code qnhm6oj

Meet link Generate Meet link

Select theme

Upload photo

Upcoming

Due Friday

P2 Test

Due Monday

P1.9 and Assessment (an...

View all

Share something with your class...

Mr T Burton posted a new assignment: P2 Test

Oct 13

Mr M Lerner posted a new assignment: P1.9 and Assessment (and resources for P4.2)

Oct 12

In the Classroom, the 'Stream' will list all updates that teachers have set. Assignment deadlines are listed on the left.

Select the 'Classwork' tab and this will list all assignments that have been set this academic year for students to refer back to.

2020-10YZ/Sc3

CLASS

Stream

Classwork

People

Grades

M

Create

Meet

Google Calendar

Class Drive folder

P2 Test

Due Oct 16

P1.9 and Assessment (and resources for P4.2)

Due Oct 19

P 2.5 Slides from today's lesson (for those w...

Posted Oct 7

Energy and Efficiency

Due Oct 12

Access to AQA Student Textbooks

Posted Sep 20

HOW TO SUBMIT WORK VIA GOOGLE CLAS...

Edited Sep 20

KERBOODLE LOGIN AND WEBSITE LINK

Posted Sep 16

Year 10 October Science Exam - 13/10/20

Posted Sep 16

GCSE Grading

New GCSE Grade Structure	Previous GCSE Grade Structure	Vocational Grades	
9	A*	L2D*	
8		L2D	
7	A	L2D	
6	B	L2M	
5		L2P	
4	C	L2P	
3	D E F G	L1D	L1P
2		L1M	
1		L1P	
U	U	U	



Performance Measures explained

EM

% of students achieving English and Maths

**Attainment
8**

Average grade across best 8 subjects. English and Maths have a double weighting

**Progress
8**

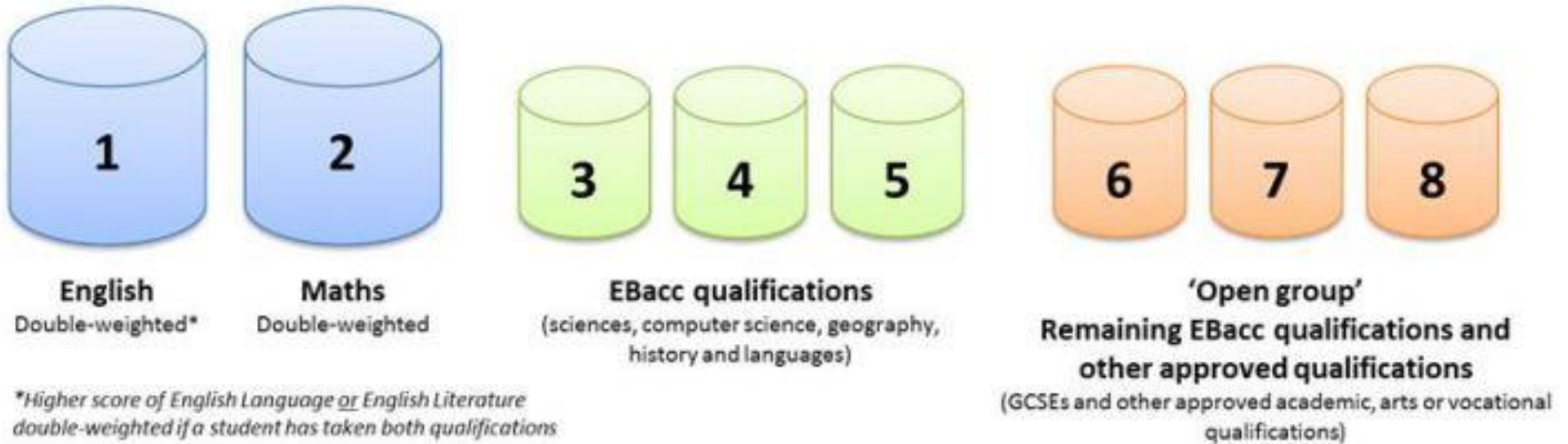
Attainment to compare to attainment same 8 subjects at attainment 8.

EBacc

Average points of students achieving:

- English
- Maths
- History or Geography
- Language
- Sciences

How is Attainment 8 calculated?




English Language	5 x 2
Maths	5 x 2
Science	4
Science	4
Spanish	5
Computing	5
RE	5
English Literature	4

= 47 Points

4 A levels	70
3 A levels	50
2 A levels + 1 Vocational	42+



Progress check

	Predicted Grade Autumn	Predicted Grade Autumn2	Predicted Grade Spring	Predicted Grade Spring 2	Target	Behaviour	Comments
English	8	8	9		5+	1	Focus on A02 in your literature analysis and question 4 in both language papers.
English Literature	7	7	8		5+		
Maths	7	7	8		5-	1	
Biology	8-	8-	7+		5-	1	Please make sure you revise all the Paper 1 material from Year 10. Follow the revision schedule set by Miss Bheekoo on Show My Homework. Make answering Exam Style Questions and Past papers a key part of your revision.
Chemistry	8	7	7+				
Physics	8	8	8				
Hosp & Catering L2 Cert	D*	D*	D*		D-	1	Act on feedback from your teacher in order to improve and develop your theory and practical work.
French	6	6	6		4+	1	Use online revision sites to increase your knowledge of the language. See your teacher for details. It is very important at this stage to do 10 minutes revision per day. This can be done through Memrise and Duolingo. All vocabulary for all topics must be learned as well as the different tenses. For the vocabulary you can use the 'look, cover, write' method which is very effective. You can also use online revision sites such as BBC bitesize. Make sure that you learn the answers in the speaking booklets as will also help you with the writing. You can also listen to French radio or watch films to improve your listening skills.
Geography	7	7	7+		4+	1	
History	8	8	6		4+	1	Complete past paper questions to practice exam technique.
R.E.	7-	7	7+		4+	1	In the 12 mark question ensure you reach a justified conclusion

Yr 10 KEY DATES

- October – In class assessments
- 14th October – Progress Check 1 opens for staff
- Early November – Progress Check 1 to parents
- 27th January – Progress Check 2 opens for staff
- Mid February – Progress Check 2 to parents
- 24th March – Progress Check 3 and reports open for staff
- 28th April - 2nd May – Work Experience
- 14th May – Parents Evening
- 16th – 27th June – End of Year Examinations
- 7th July – Progress Check 4 open for staff
- 14th July – Spoken Language Exam for English
- Last week of term – Progress Check 4 to parents

Please feel free to contact us about your child's progress or with any other concerns at any time.



In Year 11

There will be 3 rounds of Mock Exams :

- October (for some subjects)
- January (2 weeks - in school)
- March (for some subjects)

After School Sessions:

- You will receive a timetable of sessions to attend. We ask parents to support us in treating them as compulsory.



Rewards for Progress

Given out at Celebration Assemblies at the end of each term. *Criteria:*

Gold Ties:

On target (Yellow or Green) in Maths, English, Science, MFL, Humanities or Option Subject

- **Stars:**

Bronze – Grade 5 in 5 or more subjects

Silver – Grade 6 in 5 or more subjects

Gold – Grade 7 in 5 or more subjects

- **Progress Excellence Award** (awarded in Year 11)

-on target in 8 or more subjects

-95%+ Attendance and minimal lates




Homework at KS4 – our expectations

- Staff will set homework when they think it appropriate to enhance learning (i.e. to check understanding, to finish a piece of work off, research etc). This should always be recorded on the Google Classroom.
- If work is not set for a subject, we would expect a student to complete approximately 20 minutes of independent study for each subject they have on that day. This can be reading ahead, going over notes, answering past questions, revision websites, APPS etc.
- KS4 Course Expectations Booklet



**How do you eat
an elephant?**



**One bite
at a time.**

Modern Foreign Languages (Spanish/French/German)

1. Exam structure
2. Revision techniques
3. Key dates



Exam structure

1. Listening- 25%
 2. Reading- 25%
 3. Writing - 25%
 4. Speaking - 25%
- General vocabulary- key for Listening and Reading papers
 - **Grammar** and “high level” **vocabulary** key for Writing and Speaking papers



New GCSE - AQA

- First exams 2026
- Shorten list of vocabulary
- New tasks such as dictation and read out loud texts



June mocks

- 3 papers: Reading, Listening and Writing
- Papers will cover topics from all year 10 content
- The summer results showed that for the majority of the students, there is a lack of vocabulary weekly revision for MFL
- MFL revision must be little and often
- Words must be revisited 20 times before the brain is able to store them in the long term memory



Tiers

- Foundation - Grades 1- 5
- Higher - Grades 3- 9



Writing

- Foundation - photocard, 50 words (all present tense), grammar question (multiple choice), 90 words (three tenses) and translation
- Higher - 90 words (3 tenses), 150 words (3 tenses, less guidance), translation

Speaking

- Read out loud
- Role play
- Photocard



Revision techniques

- Learning a language is like going to the gym. Yes, it is sometimes very difficult and boring, but after a little bit of hard work we are suddenly fit enough to play our favourite sports.
- This is what you'll find with MFL, sometimes it can be boring, but this is necessary for the fun things that come afterwards.
- There is no one way to learn and we often need to use a variety of techniques to fully understand new ideas but all strategies must be active.



Revision techniques II

- Flashcards
- Languagenut <https://www.languagenut.com/en-gb/>
- Quizlet <https://quizlet.com/en-gb>
- Vocabulary book
- Grammar revision - tenses
- Podcasts - choose their own interest, use GCSE pods
- Watch authentic materials
 - Lupin
 - Cable girls

Make a study plan



Vocabulary learning

- The vocabulary lists for will be uploaded in all google classrooms as we go through it
- Grammar resources will also be available to practice and learn tenses



Grammar revision

- All students must be able to talk/write in present, past and future in order to pass the writing and speaking exams
- Students must be confident when mixing the tenses and changing the verbs/actions words to speak in the different time frames (today, yesterday and tomorrow)



Parents – what can you do?

TAKE AN INTEREST

- One of the most important things you can do to motivate your child is to take an interest in their education. Speak to them about how their studies are going, what is working well and what problems they are having.
- Look for opportunities to praise them and support them where possible.
- Keep checking to see how they are getting on during the year and the revision period.

HELP THEM MAKE A START

- Make sure they have all the basic equipment they need such as pens, pencils, calculator, geometry set etc. for their exams.
- Ask them if they need any subject specific revision guides which are available through the school.
- Try to make sure they have a quiet working environment to study at home

HEALTHY LIFESTYLE

- Do not underestimate the difference a healthy lifestyle can make to your child's performance at school.
 - Eating and exercising well can reduce stress on the body and help make someone feel good about themselves.
-



Parents – what can you do?

REVISION

- Discuss with your child what their plans are for revision and help them put together a revision timetable.
- Make sure they plan and start early. Most successful students begin revising for their final GCSE or A Level exams in January/February and 'full-on' revision begins at the beginning of the Easter holiday.
- Get them to create their own revision notes and not just read a book.
- Make sure they are testing themselves by completing past exam questions.

INCENTIVES AND REWARDS

- Discuss with your child the reasons for them needing to do well in their GCSEs and what their goals are. Having a clear understanding of what grades they need to get into sixth form or college is important.
- Some students need more of incentive than just getting good GCSE results. You may want to discuss what rewards or incentives will motivate them
- Remember it is important that they try their best and be positive whatever the results.



REVISION RESOURCES



Learning
to realise
potential



CONTACT US

QUICKLINKS

HOME

ABOUT US

NEWS & EVENTS

TEACHING & LEARNING

PARENTS & STUDENTS

SIXTH FORM

→ Key Stage 4 Information

Faculties

RSHE

SEND


Year Groups

Careers & Library Services

Enrichment

Rewards

Student Council






Key Stage 4 Information

Assistant Head Teacher: Mr Larner

email:matt.larner@winchmore.enfield.sch.uk

tel:0208 360 7773 Ext 206




YEAR 10 INFORMATION EVENING



YEAR 11 INFORMATION EVENING 2024



KS4 EXPECTATIONS YEAR 11 BOOKLET (2023-2025)



KS4 EXPECTATIONS YEAR 10 BOOKLET

Options 2024

This presentation details all the information we would normally have given to you during the Options Evening. Please download the

RESHE

SEND

Year Groups

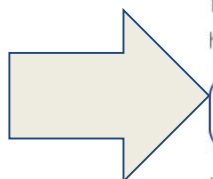

Careers & Library Services

Enrichment

Rewards

Student Council





To support GCSE students when revising for their exams we have created a list of resources that they can use to support them. These have been proven to improve exam success. Please click the link below.

[WEBSITES AND APPS FOR REVISION](#)

'This presentation details all the information we would normally have given to you during the Options Evening. Please download the powerpoint and select 'Play as Slideshow' - there is audio commentary to help explain the process'

For information regarding subject specific information and deadlines please see the booklet below:



YEAR 11 MOCK EXAM PREPARATION BOOKLET

HEADS OF FACULTY CONTACT



KEY STAGE 4 CONTACTS





HEADS OF FACULTY CONTACT



If you wish to contact subject specific teachers please send an email to the Head of Faculty for that subject area:

Faculty	Email
Maths and Computing	saima.satter@winchmore.enfield.sch.uk
Business and Social Sciences	katie.hurley@winchmore.enfield.sch.uk
English and Media	vanessa.abrahams@winchmore.enfield.sch.uk
Expressive Arts	helen.smith@winchmore.enfield.sch.uk
Humanities	ben.young@winchmore.enfield.sch.uk
MFL	sandra.peon@winchmore.enfield.sch.uk
Science	chariklia.ktori@winchmore.enfield.sch.uk
Technology & Art	elena.baylis@winchmore.enfield.sch.uk
Health & Social Care	laura.dyche@winchmore.enfield.sch.uk

KEY STAGE 4 CONTACTS



GCSEPod

- ? Most subjects have their own apps/revision materials which staff will share with you or recommend.
- ? GCSEPod is a resource we have purchased which all students in Years 10 and 11 have access to – it has a proven track record of raising attainment
- ? GCSEPod is available for the vast majority of subjects we offer



What is GCSEPod?



- In-depth subject knowledge
- 27 GCSE subjects
- Over 6,000 audio-visual Pods
- 50,000+ Question Bank
- Knowledge gap identification
- Advanced reporting & monitoring
- Correlation between usage and progress
- One website, three apps



Student Benefits



gcsepod
education on demand

- Easy to learn 3-5 minute short, sharp bursts of audio-visual learning
- Access to content from 27 subjects, all mapped to their exam board
- Available online or offline
- Ability to favourite any Pods on topics they find hard and revisit them
- Ability to complete tests and receive instant feedback on assignments
- Students accelerate their progress by receiving instant feedback on their knowledge gaps
- Pre-made exam playlists, helping to organise revision





gcsepod
education on demand

How to access your GCSEPod Account...



How to access GCSEPod



gcsepod
education on demand

1

Go to: <https://members.gcsepod.com> or search 'GCSEPod' and click 'login'. You can also download the App.

2

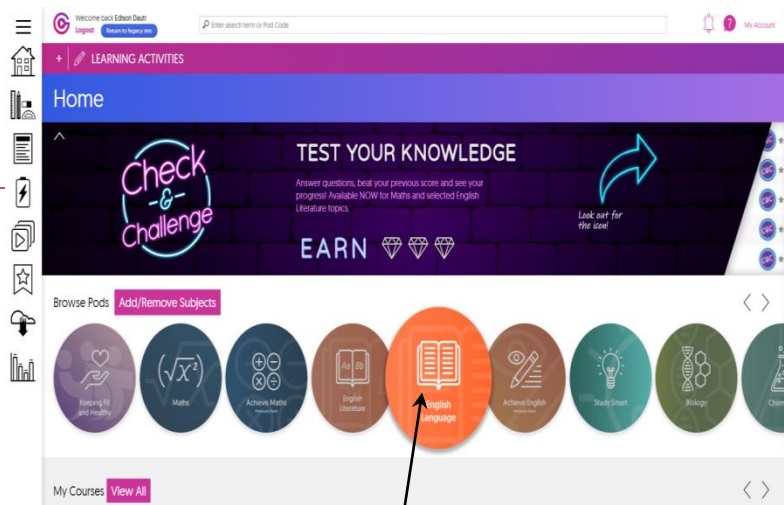
Click 'Sign in with Google' – student's school email address and password should allow them to login. Any issues, please let Mr Bulbul or Mr Larner know.

3

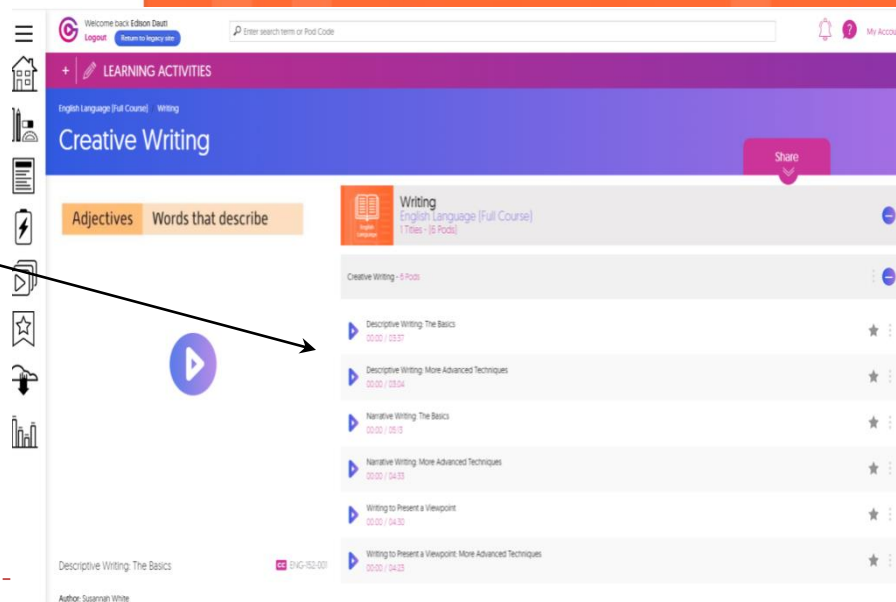
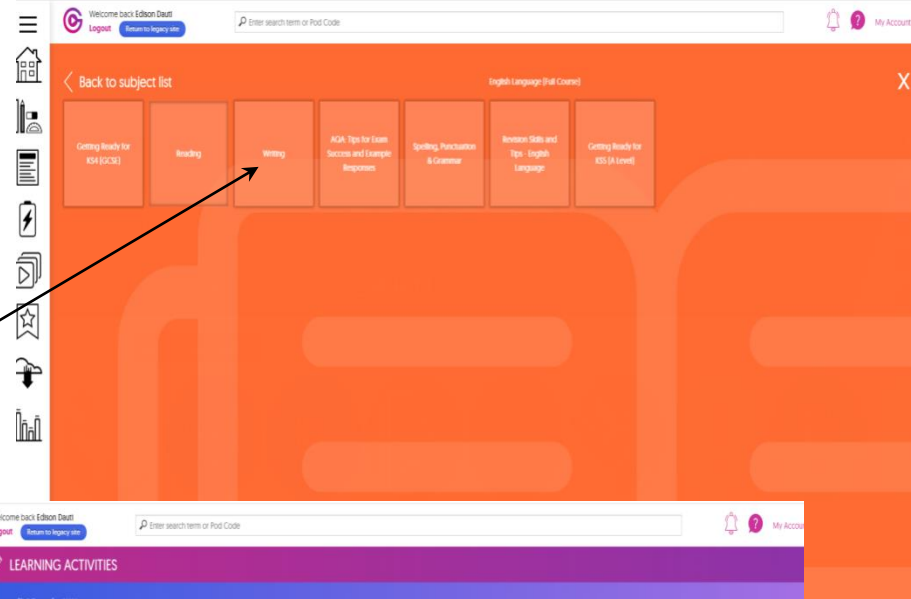
Familiarise yourselves, check out your subjects and the pods available to watch



Finding a Pod



1. Select your subject
2. Select the topic
3. Choose the pod(s) you want to view



the PiXL apps

- Download the app from the App store (*search for PiXL Maths APP, PiXL Times Tables APP, PiXL English Lit APP, PiXL Geography APP or PiXL History APP*), or just Google it!
- <http://mathsapp.pixl.org.uk/> for Maths
- <http://englishapp.pixl.org.uk/> for English Literature
- <https://historyapp.pixl.org.uk/> for History
- <https://geographyapp.pixl.org.uk/> for Geography



AVAILABLE PLATFORMS FOR THE GCSE MATHS APP



Desktop Flash App

Desktop/Laptop Website

Available in all Flash enabled browsers.



Apple App Store

Mobile/Tablet

Available for iPhone and iPad running iOS7 and above.



Google Play Store

Mobile/Tablet

Available for all compatible Android devices running Android 4.4 and above.



Amazon App Store

Mobile/Tablet

Available for all compatible Android devices running Android 4.4 and above.

AVAILABLE DESKTOP/LAPTOP PLATFORMS FOR THE PiXL APP SUITE



Windows App

A msi file

A distributor for all PiXL Apps.



Windows App

A msi file

Alternative distributor for all PiXL Apps if you have difficulty with installing the first.

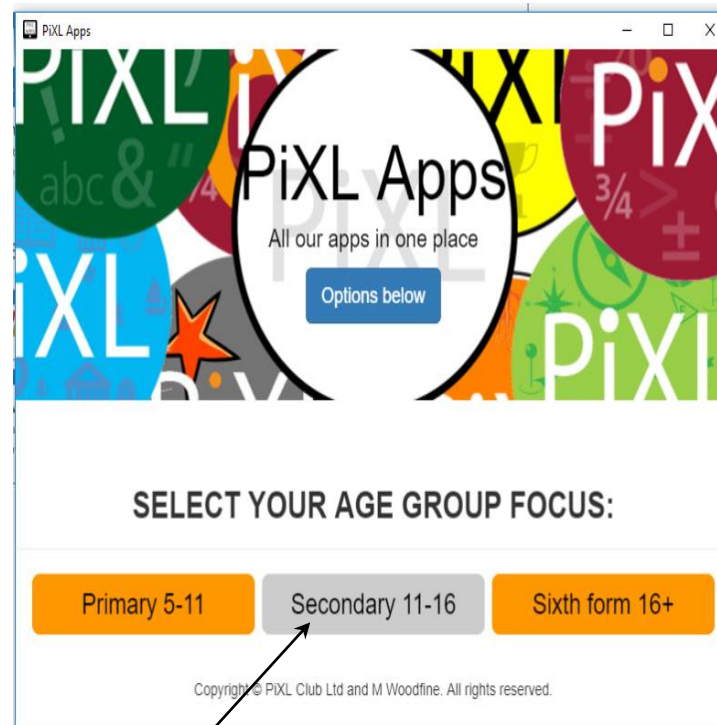


MAC App

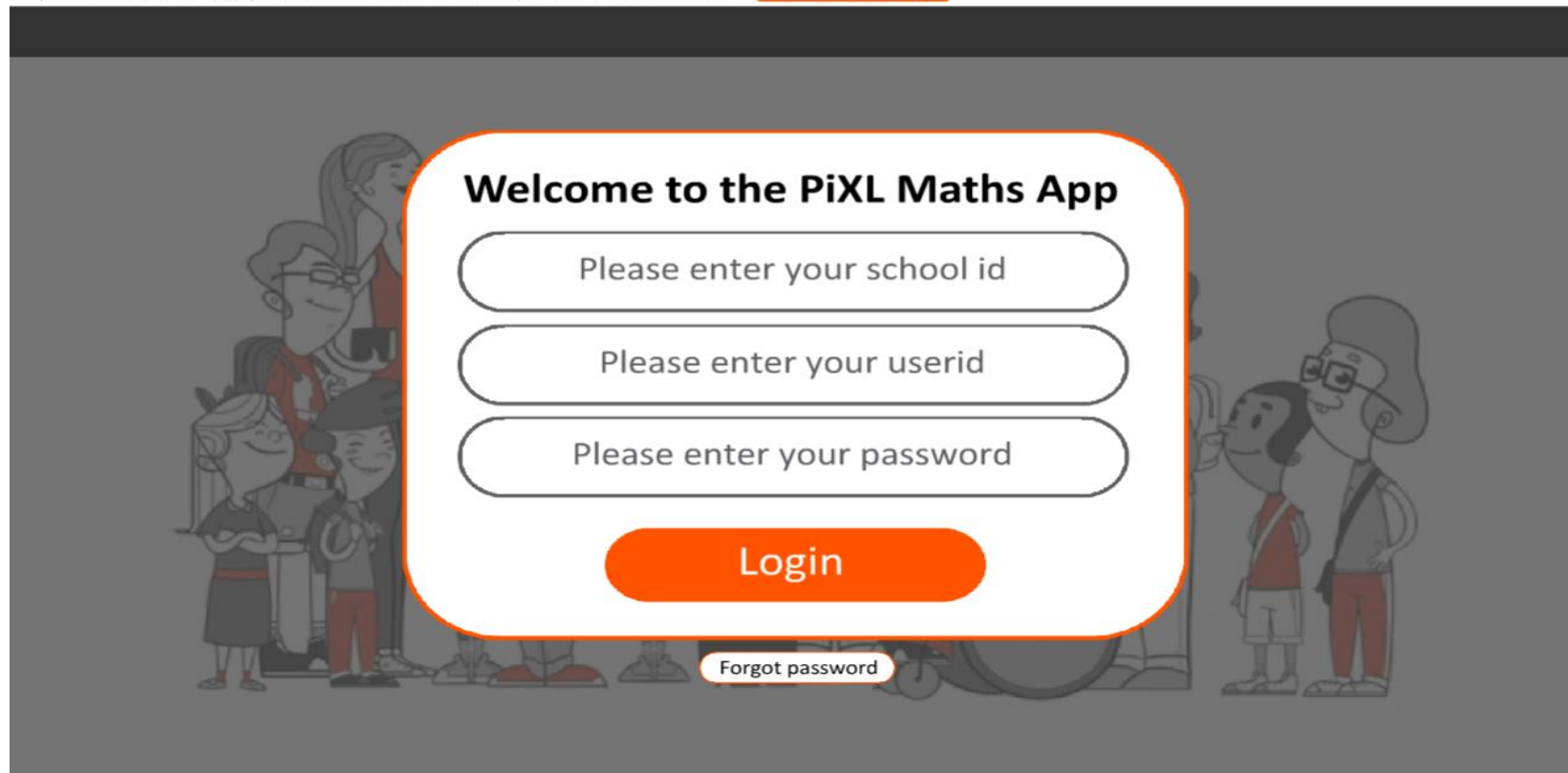
A dmg file

A distributor for all PiXL Apps.

Select this icon to launch the app on a browser (you can also download to your phone/tablet for free)



Select 'Secondary 11-16'

The image shows the login screen of the PiXL Maths App. It features a central white rounded rectangle with an orange border on a grey background. Inside the rectangle, there are three input fields with orange borders and a large orange 'Login' button. Below the button is a 'Forgot password' link. The background of the app interface shows cartoon illustrations of children and adults.

Welcome to the PiXL Maths App

Please enter your school id

Please enter your userid

Please enter your password

Login

[Forgot password](#)

Students (for all 4 Apps)

School ID = WN65

User ID = surname and initial together (no spaces or hyphens).

Password = issued soon in your Maths classes e.g. lerner123bird

Maths App - examples

Simultaneous equations



Question 1 of 1

Solve the following simultaneous equations:

$$2x + 5y = 7 \quad \textcircled{6}$$

$$5x + 5y = 10$$

$$x = \boxed{} \quad y = \boxed{}$$

$$8x + 2y = 36 \quad \textcircled{6}$$

$$5x - 3y = 14$$

$$x = \boxed{} \quad y = \boxed{}$$

$$3x + 4y = 0 \quad \textcircled{6}$$

$$4x - 4y = -28$$

$$x = \boxed{} \quad y = \boxed{}$$

$$x^2 + y^2 = 13 + xy \quad \textcircled{7}$$

$$2x - y = 7$$

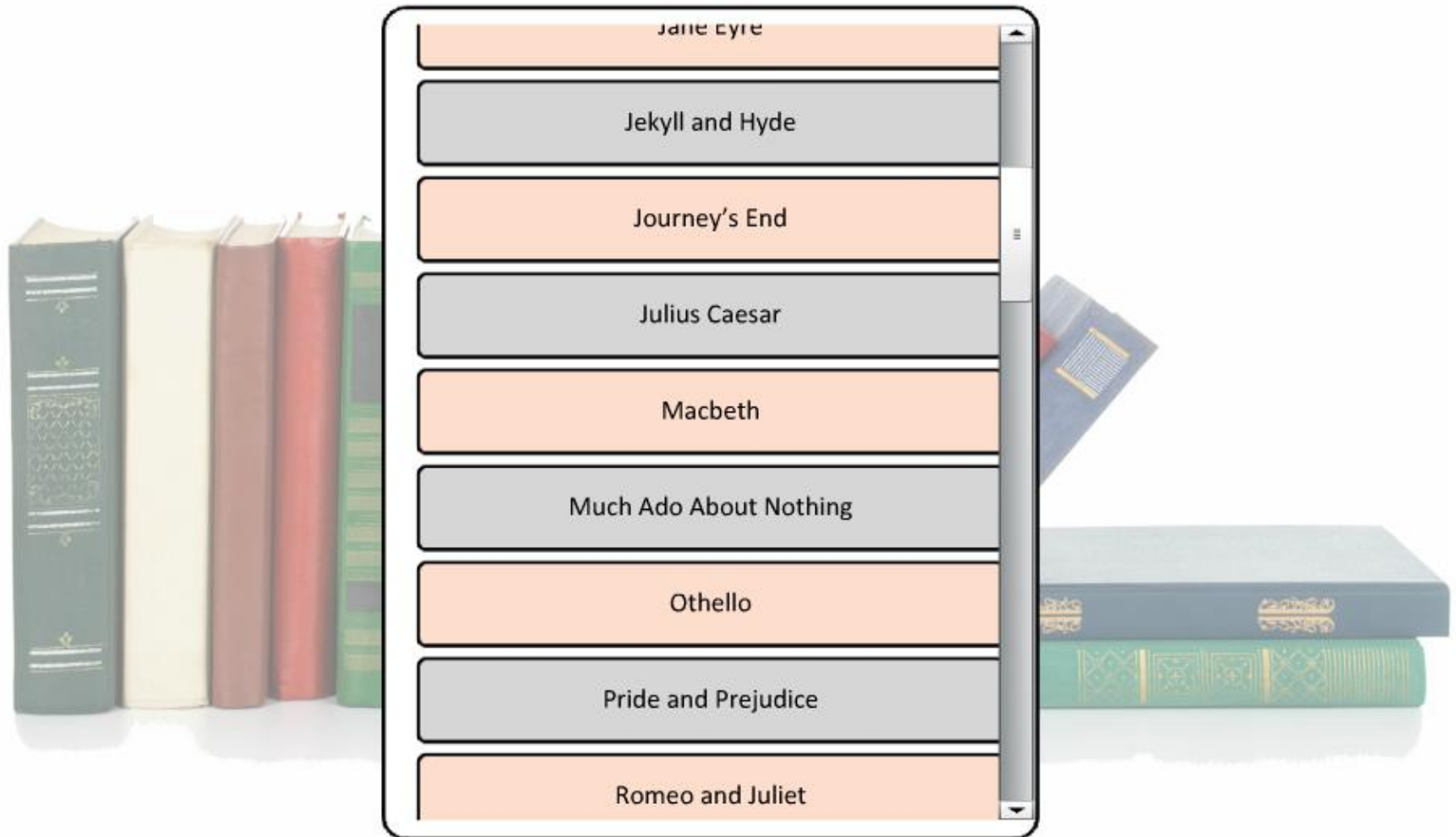
$$x = \boxed{} \quad y = \boxed{}$$

$$x = \boxed{} \quad y = \boxed{}$$



English Literature App - examples

1. Choose a text 2. Choose an activity 3. Choose a chapter/act



Quotation Learning

Level 1

Level 2

Level 3

The last 3 words have been removed from the end of the following quote. Complete the quotation by typing within the asterisks the correct missing word/s:

Reset quotation

Fair is foul, and foul is fair:
Hover through the fog *** * * * * *

Whom or what is this quotation about?

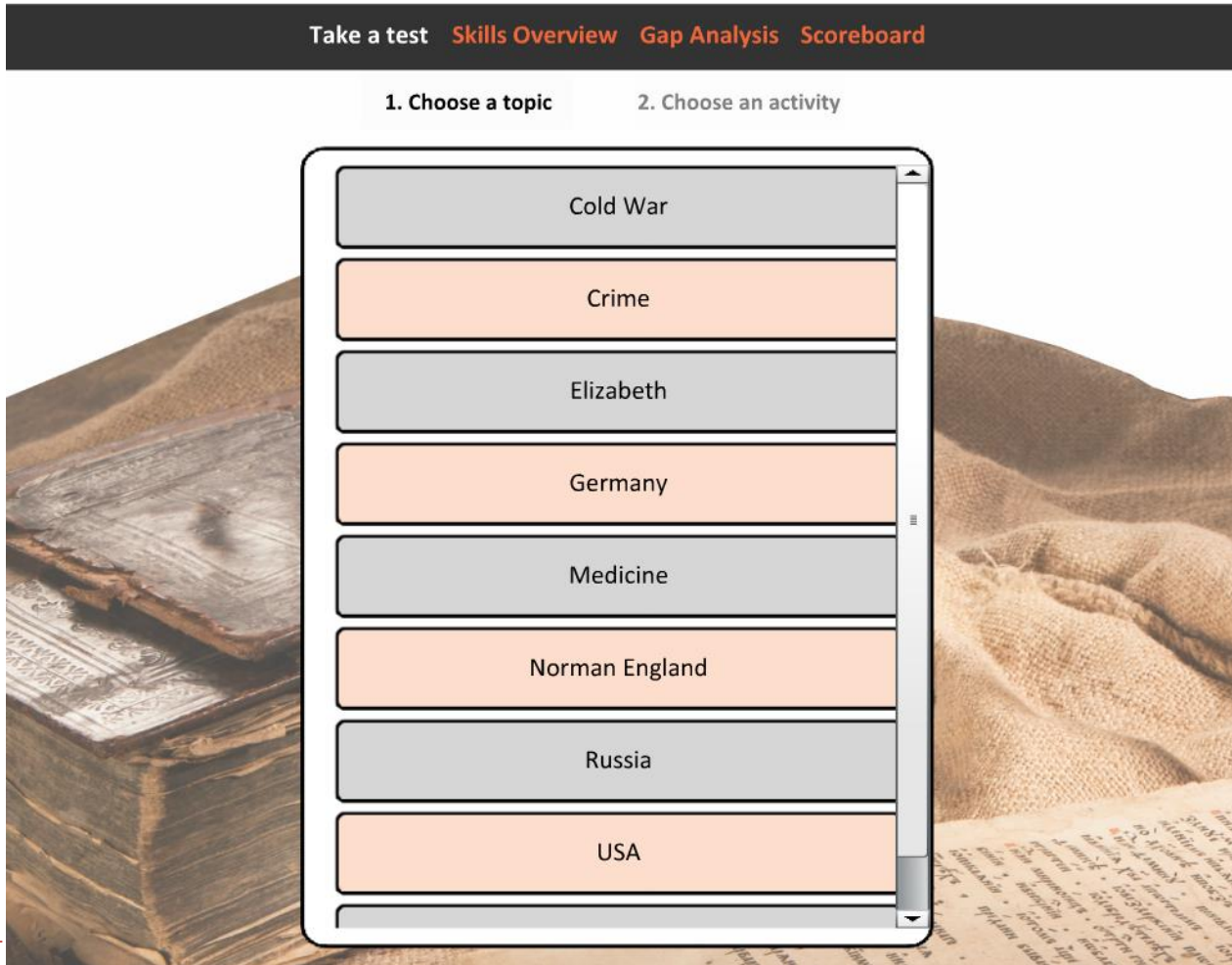
Humanity

Lady Macbeth

Macbeth

Supernatural

History App - examples



True or False


Is the following statement true or false:


The INF treaty was signed in
Washington

Select true or false.

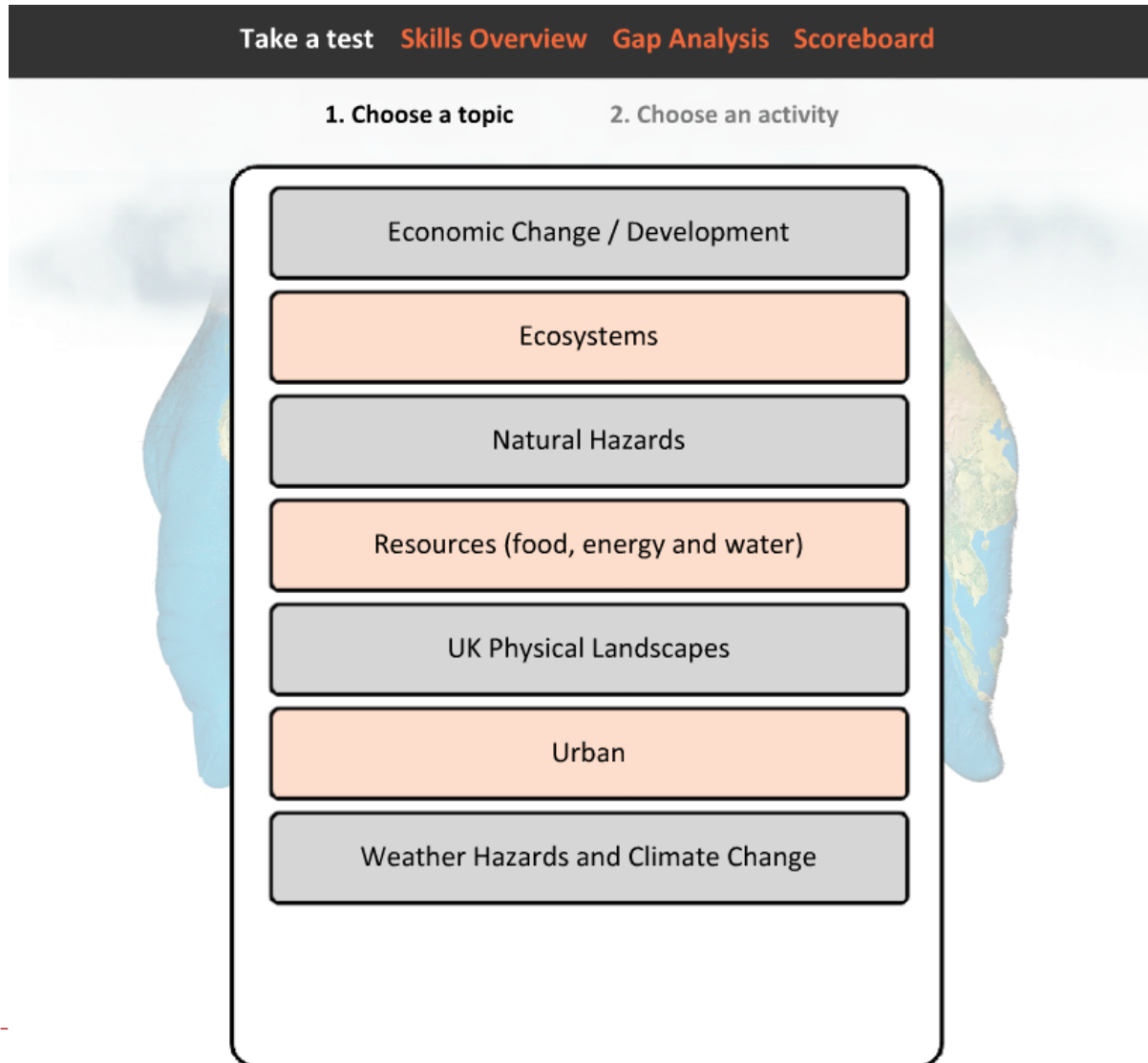
FALSE

TRUE

Key: Right answer 

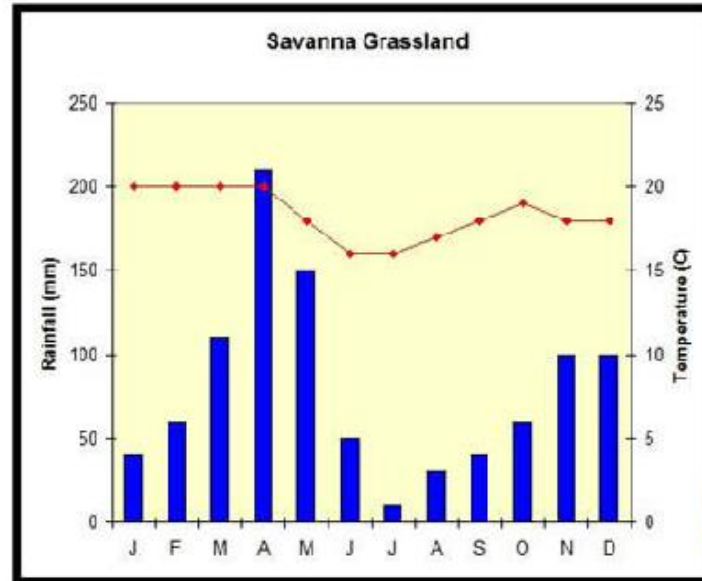
Wrong answer 

Geography App - examples



Do it! Evidence

Savanna Grassland Climate Graph

[Enlarge Image](#)

This is a climate graph to show precipitation and temperature in the Savanna biome. The bars represent the precipitation and the line represents the temperature.

Which month had the highest precipitation?

Year 10

Work Experience 2024/25 and Duke of Edinburgh Bronze Award



Work Experience 2024/5

One Week

April 28th 2025

to

May 2nd 2025



Why Should You Do Work Experience?

Key Points:

- **Discover Your Passion:**

- Explore different career paths and industries.
- Identify your strengths and interests.

- **Gain Practical Skills:**

- Learn essential workplace skills like teamwork, communication, and time management.
- Develop technical skills relevant to your chosen field.

- **Build Your Network:**

- Connect with professionals in your desired industry.
- Create valuable relationships that can benefit your future.

- **Boost Your Resume:**

- Impress potential employers with real-world experience.
- Demonstrate your commitment to learning and growth.

- **Prepare for Higher Education:**

- Understand the expectations of further studies.
- ▶ ○ Gain a better understanding of course requirements and career paths.

Details of the Work Experience Programme

- 1. There are a number of companies, that we have previously used for placements, who still have staff working from home, so we are therefore asking parents and carers to please help source a placement for their son/daughter
- 1. Work experience will be delivered using the Unifrog platform. Students will have already been provided with login details in Year 9
- 1. A letter will be sent home after half term outlining the procedure for obtaining a work experience placement.
- 1. Students will see a presentation about work experience during Form Time on the 4th November 2024.



Unifrog

- Year 10 students will be making increased use of the Careers platform, Unifrog, throughout this academic year.
- We will use the Unifrog Work Experience platform to complete our programme this year.
- It is therefore important that all Year 10 students have logged on to their Unifrog account.
- If students have lost their login details please go to <https://www.unifrog.org/sign-in> and then click on **Reset password / Resend welcome email**
- An email with the new login details will then be sent to the students' school email account.

Duke of Edinburgh Award

BRONZE AWARD



Staff involved

- Mrs Winter – Admin and Advice
 - Mrs Savary - Verifier
 - Mr Miller – Expedition Coordinator
 - Jacques Moore-Hurley - Aim High Expedition Company
-



Why Complete the Duke of Edinburgh Bronze Award

Key Points

- **Personal Development:**

- Builds confidence, resilience, and teamwork skills.
- Helps you discover new passions and interests.
- Encourages you to take on challenges and step outside your comfort zone.

- **Skills and Experience:**

- Teaches valuable life skills like planning, organising, and problem-solving.
- Provides opportunities to learn new hobbies or try different activities.
- Looks great on your CV and can help you stand out in future applications.

- **Community Involvement:**

- Allows you to give back to your community and make a positive impact.
- Helps you connect with others who share your interests.
- Fosters a sense of belonging and responsibility.

- **Outdoor Adventure:**

- Encourages you to explore the natural world and appreciate the environment.
 - Provides opportunities for physical activity and improves your fitness.
 - Creates lasting memories and friendships.
-



What is involved?

Four sections

- Volunteering
- Physical
- Skills
- Expedition (two overnight expeditions)

Students need to complete 6 months of either Volunteering Physical or Skills and 3 months on each of the other two.

Minimum of 1 hour per week per section for 13 or 26 weeks



Expedition Dates

Practise 26th to 27th April 2025 (Weekend before Work Experience)

Assessed 16th to 18th May 2025

Expeditions will involve overnight camping

Students need to have completed two of the other sections in order to take part in the expeditions

Cost

Registration

£29

(includes access to eDoE site and related paperwork)

Expedition

£275

(This is the total cost for both expeditions)

Please contact Mrs Winter in confidence if your child receives FSM and you would like to discuss the DoE fees.



How to sign up

A letter will be sent home this week giving details of this Award and with a link to a Google Form to register your child's interest.

The final deadline for submission of a completed Form is Friday 25th October 2024

Year 10 students will see a presentation about the Award during Form Time on Monday 14th October

An online meeting will be arranged for all interested students to attend with their parents/carers. Further details will be sent out in due course to those who have registered their interest.

Year 10 – Progress CHECKLIST

- ☐ Be prepared for school
- ☐ 100% focus in all lessons
- ☐ Complete all controlled assessments (where subjects still have them) to a minimum grade 6/Merit
- ☐ Attend all support sessions
- ☐ Revise and prepare thoroughly for your assessments/End of Year Exams



What you do everyday
matters more than what
you do every once in a
while.

Mr Jackson, tutor of 5Jj,
to Matt Larner sometime
in 1998.

