



Welcome

Year 10 Information Evening

What to expect tonight

- Introduction from Mrs Marshall – Head of Year 10
- Overview of the Google suite
- GCSE Grades and School Performance Measures
- Key Dates for this year
- How parents can help (not nag!)
- Revision tips/Apps
- Work Experience and Duke of Edinburgh's Award introduction

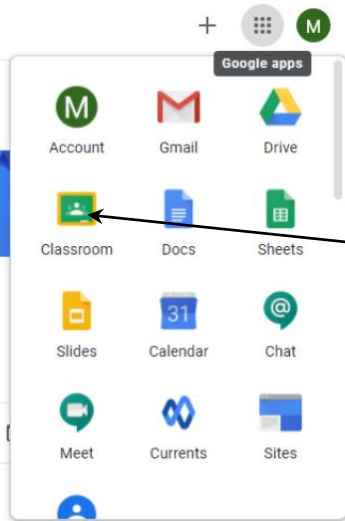


Mrs Marshall

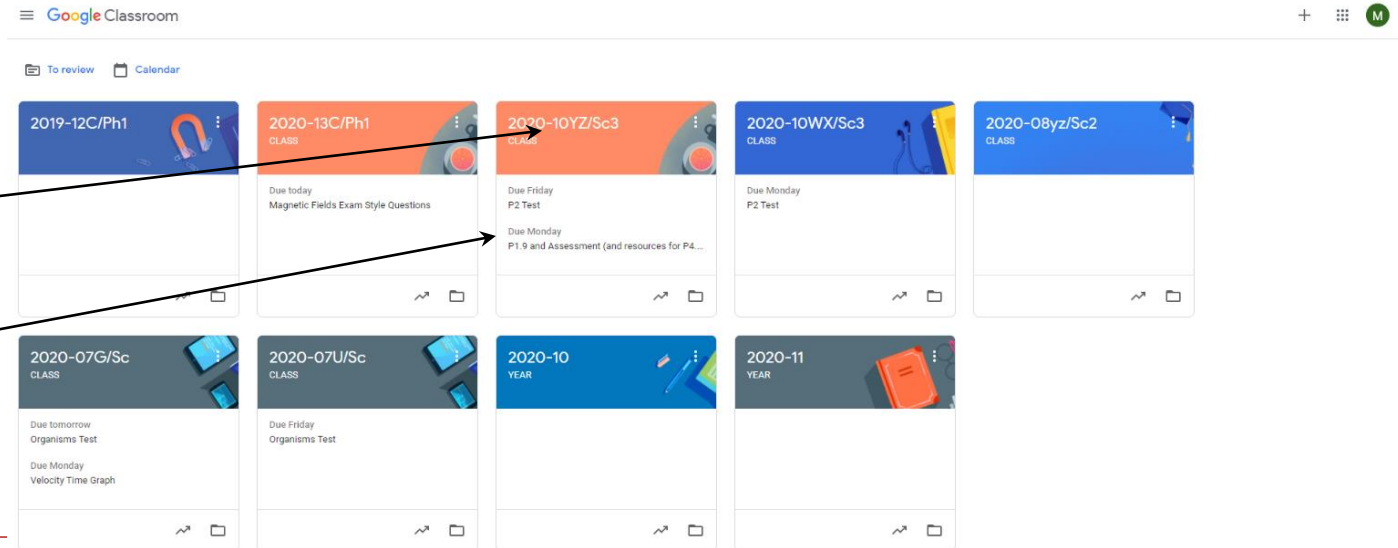
- You can get in touch with classroom teachers by typing the teacher name into your child's school gmail account. Alternatively these are available on the school website.
- You should have all had an invite to receive updates (daily/weekly) on your child's google classroom – please accept this as it will allow you to support your child with the learning.
- Please let us know if you have any issues/concerns - communication is the key to success. We can't help if we don't know there is a problem.



Google Classroom



Use the 'waffle'
to select
Classroom



Select the class
you want to
check. Current
assignments
will show in
each class

2020-10YZ/Sc3

CLASS

Class code qnhm6oj

Meet link Generate Meet link

Select theme

Upload photo

Upcoming

Due Friday

P2 Test

Due Monday

P1.9 and Assessment (an...

View all

Share something with your class...

Mr T Burton posted a new assignment: P2 Test

Oct 13

Mr M Lerner posted a new assignment: P1.9 and Assessment (and resources for P4.2)

Oct 12

In the Classroom, the 'Stream' will list all updates that teachers have set. Assignment deadlines are listed on the left.

Select the 'Classwork' tab and this will list all assignments that have been set this academic year for students to refer back to.

2020-10YZ/Sc3

CLASS

Stream

Classwork

People

Grades

M

Create

Meet

Google Calendar

Class Drive folder

P2 Test

Due Oct 16

P1.9 and Assessment (and resources for P4.2)

Due Oct 19

P 2.5 Slides from today's lesson (for those w...

Posted Oct 7

Energy and Efficiency

Due Oct 12

Access to AQA Student Textbooks

Posted Sep 20

HOW TO SUBMIT WORK VIA GOOGLE CLAS...

Edited Sep 20

KERBOODLE LOGIN AND WEBSITE LINK

Posted Sep 16

Year 10 October Science Exam - 13/10/20

Posted Sep 16

GCSE Grading

New GCSE Grade Structure	Previous GCSE Grade Structure	Vocational Grades	
9	A*	L2D*	
8		L2D	
7	A	L2D	
6	B	L2M	
5		L2P	
4	C	L2P	
3	D E F G	L1D	L1P
2		L1M	
1		L1P	
U	U	U	



Performance Measures explained

EM

% of students
achieving English
and Maths

**Attainment
8**

Average grade
across best 8
subjects. English
and Maths have a
double weighting

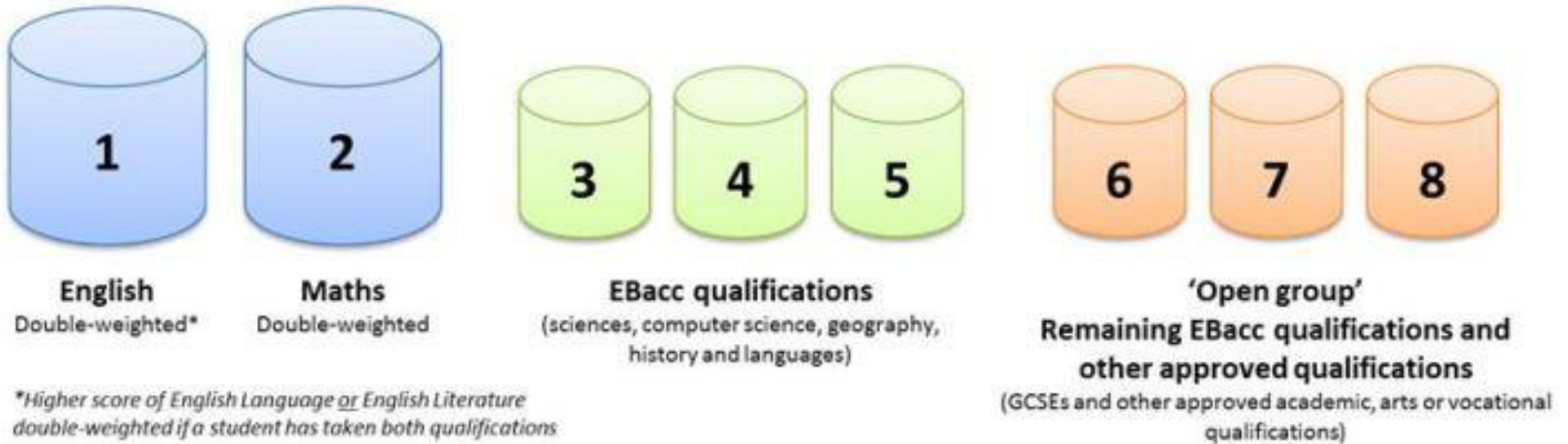
**Progress
8**

Attainment
compared to
estimated
attainment. Same
8 subjects at
attainment 8.

EBacc

Average points of
students
achieving:
-English
-Maths
-History or
Geography
-Language
-Sciences

How is Attainment 8 calculated?




English Language	5 x 2
Maths	5 x 2
Science	4
Science	4
Spanish	5
Computing	5
RE	5
English Literature	4

= 47 Points

4 A levels	70
3 A levels	50
2 A levels + 1 Vocational	42+



Progress check

	Predicted Grade Autumn	Predicted Grade Autumn2	Predicted Grade Spring	Predicted Grade Spring 2	Target	Behaviour	Comments
English	8	8	9		5+	1	Focus on A02 in your literature analysis and question 4 in both language papers.
English Literature	7	7	8		5+		
Maths	7	7	8		5-	1	
Biology	8-	8-	7+		5-	1	Please make sure you revise all the Paper 1 material from Year 10. Follow the revision schedule set by Miss Bheekoo on Show My Homework. Make answering Exam Style Questions and Past papers a key part of your revision.
Chemistry	8	7	7+				
Physics	8	8	8				
Hosp & Catering L2 Cert	D*	D*	D*		D-	1	Act on feedback from your teacher in order to improve and develop your theory and practical work.
French	6	6	6		4+	1	Use online revision sites to increase your knowledge of the language. See your teacher for details. It is very important at this stage to do 10 minutes revision per day. This can be done through Memrise and Duolingo. All vocabulary for all topics must be learned as well as the different tenses. For the vocabulary you can use the 'look, cover, write' method which is very effective. You can also use online revision sites such as BBC bitesize. Make sure that you learn the answers in the speaking booklets as will also help you with the writing. You can also listen to French radio or watch films to improve your listening skills.
Geography	7	7	7+		4+	1	
History	8	8	6		4+	1	Complete past paper questions to practice exam technique.
R.E.	7-	7	7+		4+	1	In the 12 mark question ensure you reach a justified conclusion

Attainment 8 Estimate
Based on the Progress Check
Grades

79.70

Yr 10 KEY DATES

- October – In class assessments
- 31st October – Progress Check 1 opens for staff
- Mid November – Progress Check 1 to parents
- 16th January – Progress Check 2 opens for staff
- Late January – Progress Check 2 to parents
- 27th March – Progress Check 3 and reports open for staff
- 24th – 28th April – Work Experience
- 10th May – Parents Evening (now called Progress Evening)
- 19th – 30th June – End of Year Examinations
- 3rd - 7th July - Residential trip to Brecon Beacons
- 10th July – Progress Check 4 open for staff
- 10th -14th July – Spoken Language Exam for English and MFL Speaking Mocks
- 20th July – Progress Check 4 to parents

► **Please feel free to contact us about your child's progress or with any other concerns at any time.**

In Year 11

There will be 3 rounds of Mock Exams :

- October
- January (2 weeks study leave)
- March

After School Sessions:

- You will receive a timetable of sessions to attend. We ask you to support us in treating them as compulsory.



Rewards for Progress

Given out at Celebration Assemblies at the end of each term. *Criteria:*

Gold Ties:

On target (Yellow or Green) in Maths, English, Science, MFL, Humanities or Option Subject

- **Stars:**

Bronze – Grade 5 in 5 or more subjects

Silver – Grade 6 in 5 or more subjects

Gold – Grade 7 in 5 or more subjects

- **Progress Excellence Award** (awarded in Year 11)

-on target in 8 or more subjects

-95%+ Attendance and minimal lates




Homework at KS4 – our expectations

- Staff will set homework when they think it appropriate to enhance learning (i.e. to check understanding, to finish a piece of work off, research etc). This should always be recorded on the Google Classroom.
- If work is not set for a subject, we would expect a student to complete approximately 20-30 minutes of independent study for each subject they have on that day. This can be reading ahead, going over notes, answering past questions, revision websites, APPS etc.
- KS4 Course Expectations Booklet



**How do you eat
an elephant?**



**One bite
at a time.**

Parents – what can you do?

TAKE AN INTEREST

- One of the most important things you can do to motivate your child is to take an interest in their education. Speak to them about how their studies are going, what is working well and what problems they are having.
- Look for opportunities to praise them and support them where possible.
- Keep checking to see how they are getting on during the year and the revision period.

HELP THEM MAKE A START

- Make sure they have all the basic equipment they need such as pens, pencils, calculator, geometry set etc. for their exams.
- Ask them if they need any subject specific revision guides which are available through the school.
- Try to make sure they have a quiet working environment to study at home

HEALTHY LIFESTYLE

- Do not underestimate the difference a healthy lifestyle can make to your child's performance at school.
 - Eating and exercising well can reduce stress on the body and help make someone feel good about themselves.
-



Parents – what can you do?

REVISION

- Discuss with your child what their plans are for revision and help them put together a revision timetable.
- Make sure they plan and start early. Most successful students begin revising for their final GCSE or A Level exams in January/February and 'full-on' revision begins at the beginning of the Easter holiday.
- Get them to create their own revision notes and not just read a book.
- Make sure they are testing themselves by completing past exam questions.

INCENTIVES AND REWARDS

- Discuss with your child the reasons for them needing to do well in their GCSEs and what their goals are. Having a clear understanding of what grades they need to get into sixth form or college is important.
- Some students need more of incentive than just getting good GCSE results. You may want to discuss what rewards or incentives will motivate them
- Remember it is important that they try their best and be positive whatever the results.



REVISION RESOURCES



Learning
to realise
potential



CONTACT US

QUICKLINKS

HOME

ABOUT US

NEWS & EVENTS

TEACHING & LEARNING

PARENTS & STUDENTS

SIXTH FORM

→ Key Stage 4 Information

Faculties

RSHE

SEND

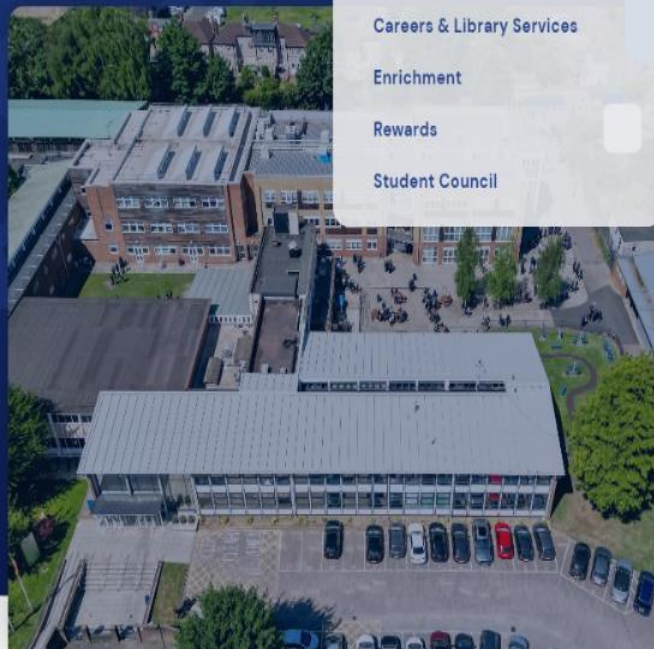
Year Groups

Careers & Library Services

Enrichment

Rewards

Student Council





tel:0208 360 7773 Ext 206



YEAR 10 INFORMATION EVENING



YEAR 11 INFORMATION EVENING 2022



YEAR 11 STUDY SUPPORT BOOKLET



KS4 EXPECTATIONS YEAR 10 BOOKLET

Year Groups

Careers & Library Services

Enrichment

Rewards

Student Council

Options 2022

This presentation details all the information we would normally have given to you during the Options Evening. Please download the powerpoint and select 'Play as Slideshow' - there is audio commentary to help explain the process



OPTIONS BOOKLET 2022



HEADS OF FACULTY CONTACT



If you wish to contact subject specific teachers please send an email to the Head of Faculty for that subject area:

Faculty	Email
Business and Computing	katie.Hurley@winchmore.enfield.sch.uk
English and Media	tallyia.charalambous@winchmore.enfield.sch.uk
Expressive Arts	robyn.dives@winchmore.enfield.sch.uk
Humanities	ben.young@winchmore.enfield.sch.uk
Mathematics	saima.satter@winchmore.enfield.sch.uk
MFL	sandra.peon@winchmore.enfield.sch.uk
Science	fi.ronketti@winchmore.enfield.sch.uk
Technology	elina.ramkhelawon@winchmore.enfield.sch.uk

KEY STAGE 4 CONTACTS



GCSEPod and PiXL

- ? Most subjects have their own apps/revision materials which staff will share with you or recommend.
- ? GCSEPod and PiXL are resources we have purchased which all students in Years 10 and 11 have access to – both have a proven track record of raising attainment
- ? GCSEPod is available for the vast majority of subjects we offer
- ? PiXL is available for English Literature, Maths, Geography and History



What is GCSEPod?



gcsepod
education on demand

- In-depth subject knowledge
- 27 GCSE subjects
- Over 6,000 audio-visual Pods
- 50,000+ Question Bank
- Knowledge gap identification
- Advanced reporting & monitoring
- Correlation between usage and progress
- One website, three apps



Student Benefits



gcsepod
education on demand

- Easy to learn 3-5 minute short, sharp bursts of audio-visual learning
- Access to content from 27 subjects, all mapped to their exam board
- Available online or offline
- Ability to favourite any Pods on topics they find hard and revisit them
- Ability to complete tests and receive instant feedback on assignments
- Students accelerate their progress by receiving instant feedback on their knowledge gaps
- Pre-made exam playlists, helping to organise revision





gcsepod
education on demand

How to access your GCSEPod Account...



How to access GCSEPod



gcsepod
education on demand

1

Go to: www.gcsepod.com or search
'GCSEPod' and click 'login'. You can also download
the App.

2

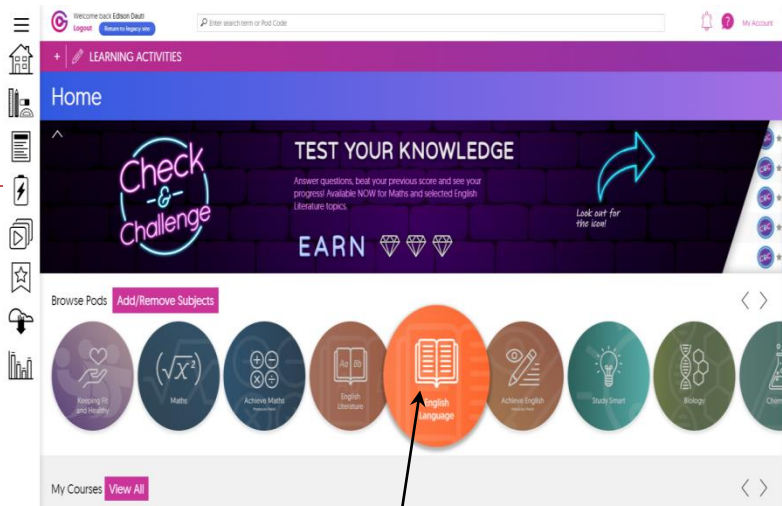
Click 'Sign in with Google' – student's school email
address and password should allow them to login. Any
issues, please let Mrs Marshall or Mr Larner know.

3

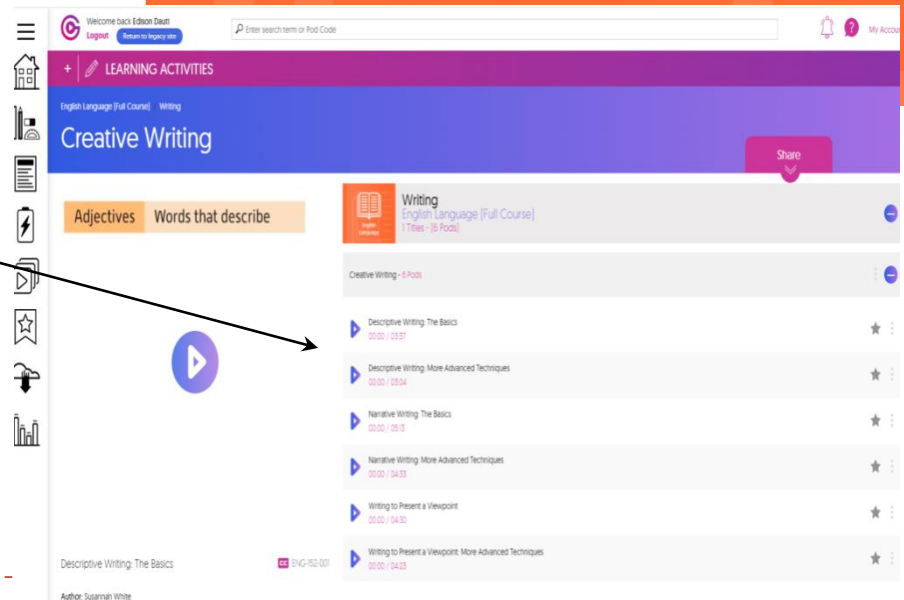
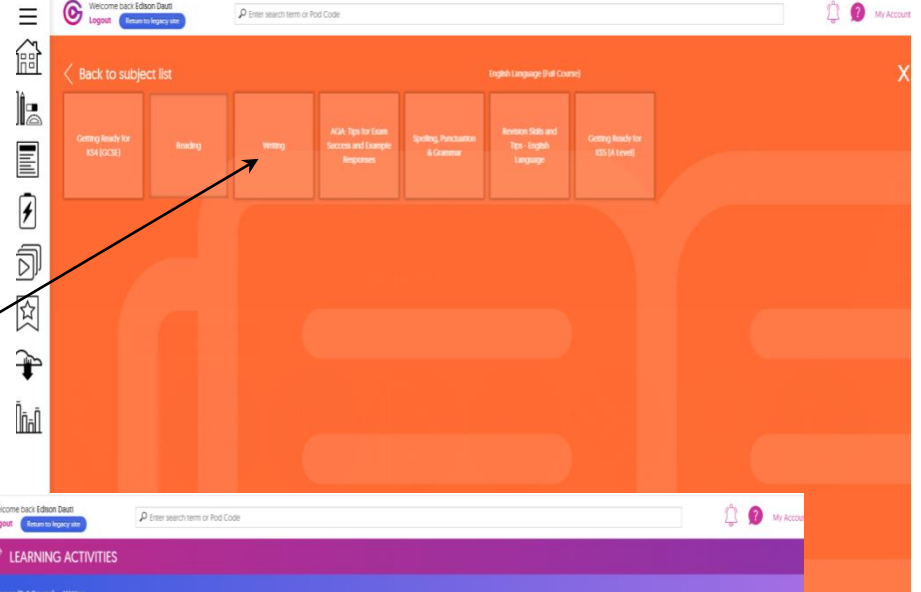
Familiarise themselves, check out their
subjects and the pods available to watch



Finding a Pod



1. Select your subject
2. Select the topic
3. Choose the pod(s) you want to view



the PiXL apps

- Download the app from the App store
(search for PiXL Maths APP, PiXL Times Tables APP, PiXL English Lit APP, PiXL Geography APP or PiXL History APP), or just Google it!
- <http://mathsapp.pixl.org.uk/> for Maths
- <http://englishapp.pixl.org.uk/> for English Literature
- <https://historyapp.pixl.org.uk/> for History
- <https://geographyapp.pixl.org.uk/> for Geography



AVAILABLE PLATFORMS FOR THE GCSE MATHS APP



Desktop Flash App

Desktop/Laptop Website

Available in all Flash enabled browsers.



Apple App Store

Mobile/Tablet

Available for iPhone and iPad running iOS7 and above.



Google Play Store

Mobile/Tablet

Available for all compatible Android devices running Android 4.4 and above.



Amazon App Store

Mobile/Tablet

Available for all compatible Android devices running Android 4.4 and above.

AVAILABLE DESKTOP/LAPTOP PLATFORMS FOR THE PiXL APP SUITE



Windows App

A msi file

A distributor for all PiXL Apps.



Windows App

A msi file

Alternative distributor for all PiXL Apps if you have difficulty with installing the first.

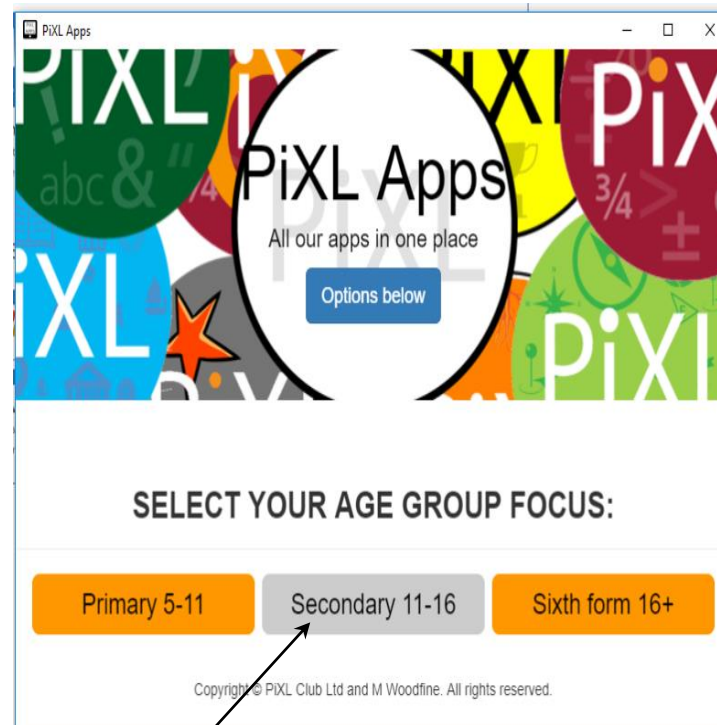


MAC App

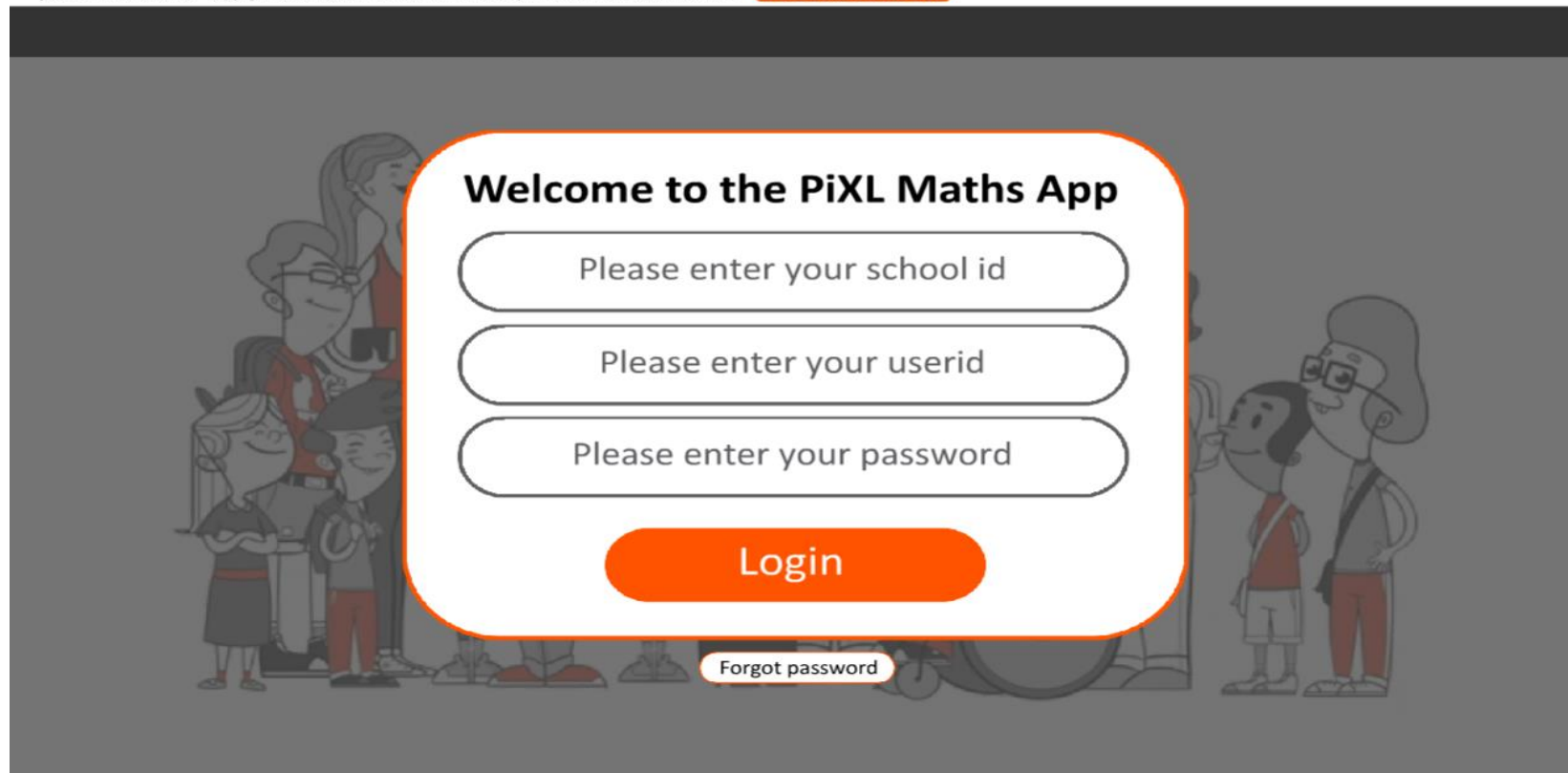
A dmg file

A distributor for all PiXL Apps.

Select this icon to launch the app on a browser (you can also download to your phone/tablet for free)



Select 'Secondary 11-16'

The image shows the login screen of the PiXL Maths App. It features a central white rounded rectangle with an orange border. Inside this rectangle, there are three input fields with orange borders and rounded ends, each containing the text "Please enter your school id", "Please enter your userid", and "Please enter your password" respectively. Below these fields is a large orange rounded rectangle with the word "Login" in white. At the bottom of the white rectangle is a small white rounded rectangle with the text "Forgot password". The background is a dark grey with a faint illustration of a group of diverse cartoon children and adults. A dark grey header bar at the top contains the PiXLmaths logo and copyright information.

Welcome to the PiXL Maths App

Please enter your school id

Please enter your userid

Please enter your password

Login

[Forgot password](#)

Students (for all 4 Apps)

School ID = WN65

User ID = surname and initial together (no spaces or hyphens).

Password = has been issued on a printed sheet e.g. larnerm123bird

Maths App - examples

Simultaneous equations



Question 1 of 1

Solve the following simultaneous equations:

$$2x + 5y = 7 \quad \textcircled{6}$$

$$5x + 5y = 10$$

$$x = \boxed{} \quad y = \boxed{}$$

$$8x + 2y = 36 \quad \textcircled{6}$$

$$5x - 3y = 14$$

$$x = \boxed{} \quad y = \boxed{}$$

$$3x + 4y = 0 \quad \textcircled{6}$$

$$4x - 4y = -28$$

$$x = \boxed{} \quad y = \boxed{}$$

$$x^2 + y^2 = 13 + xy \quad \textcircled{7}$$

$$2x - y = 7$$

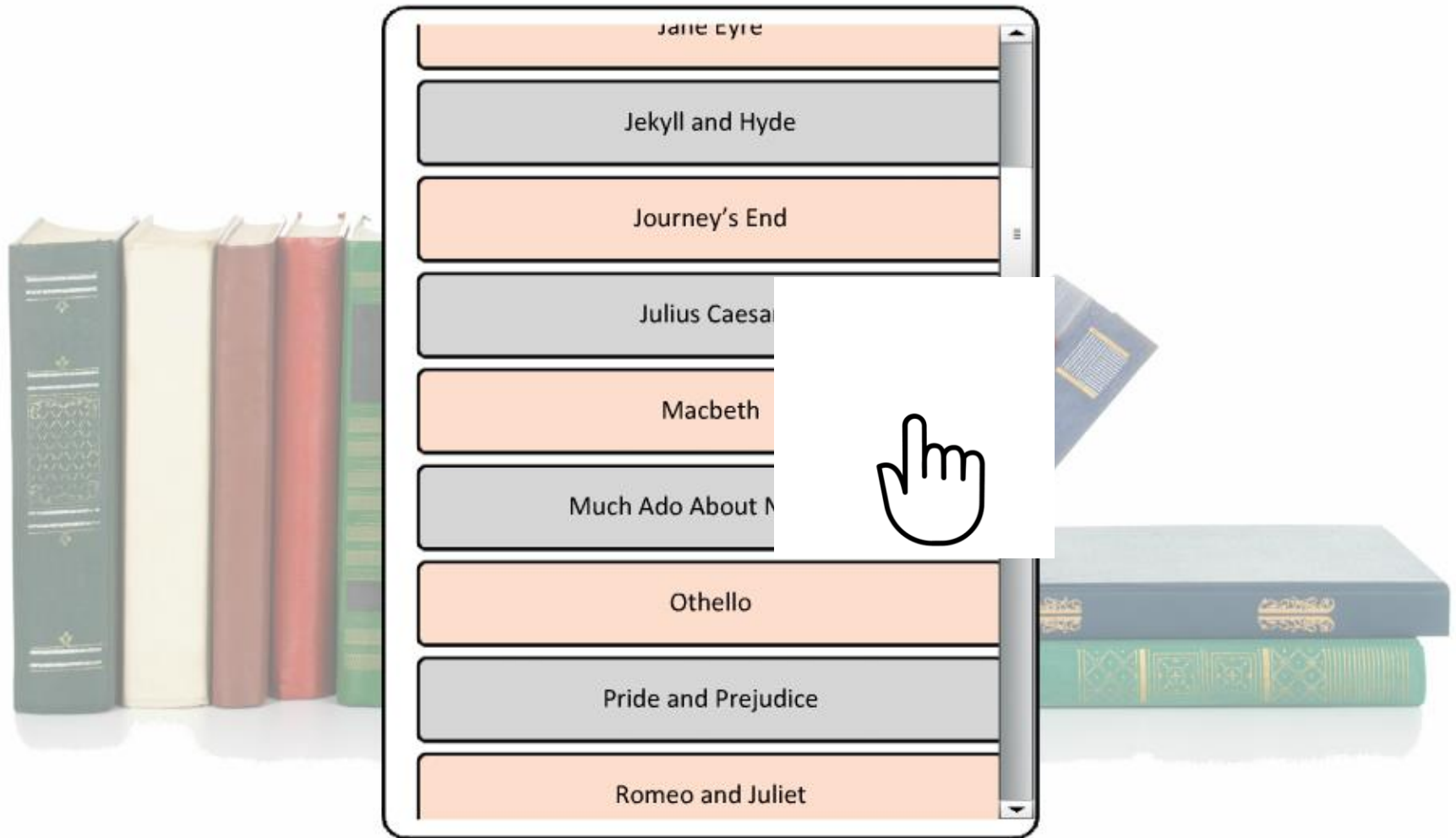
$$x = \boxed{} \quad y = \boxed{}$$

$$x = \boxed{} \quad y = \boxed{}$$



English Literature App - examples

1. Choose a text 2. Choose an activity 3. Choose a chapter/act



Quotation Learning

Level 1

Level 2

Level 3

The last 3 words have been removed from the end of the following quote. Complete the quotation by typing within the asterisks the correct missing word/s:

Reset quotation

Fair is foul, and foul is fair:
Hover through the fog *** * * * * *

Whom or what is this quotation about?

Humanity

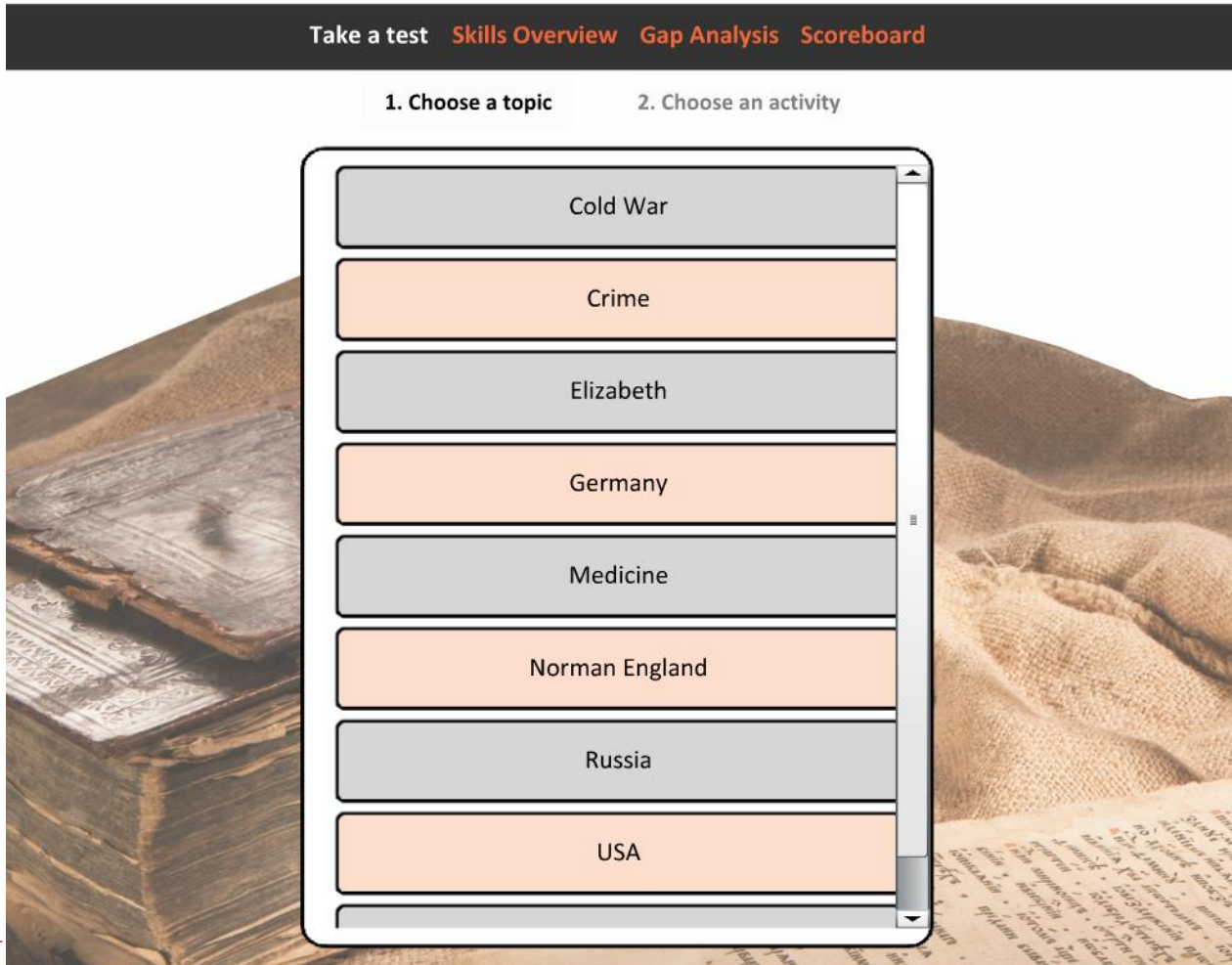
Lady Macbeth

Macbeth

Supernatural



History App - examples



True or False


Is the following statement true or false:


The INF treaty was signed in
Washington

Select true or false.

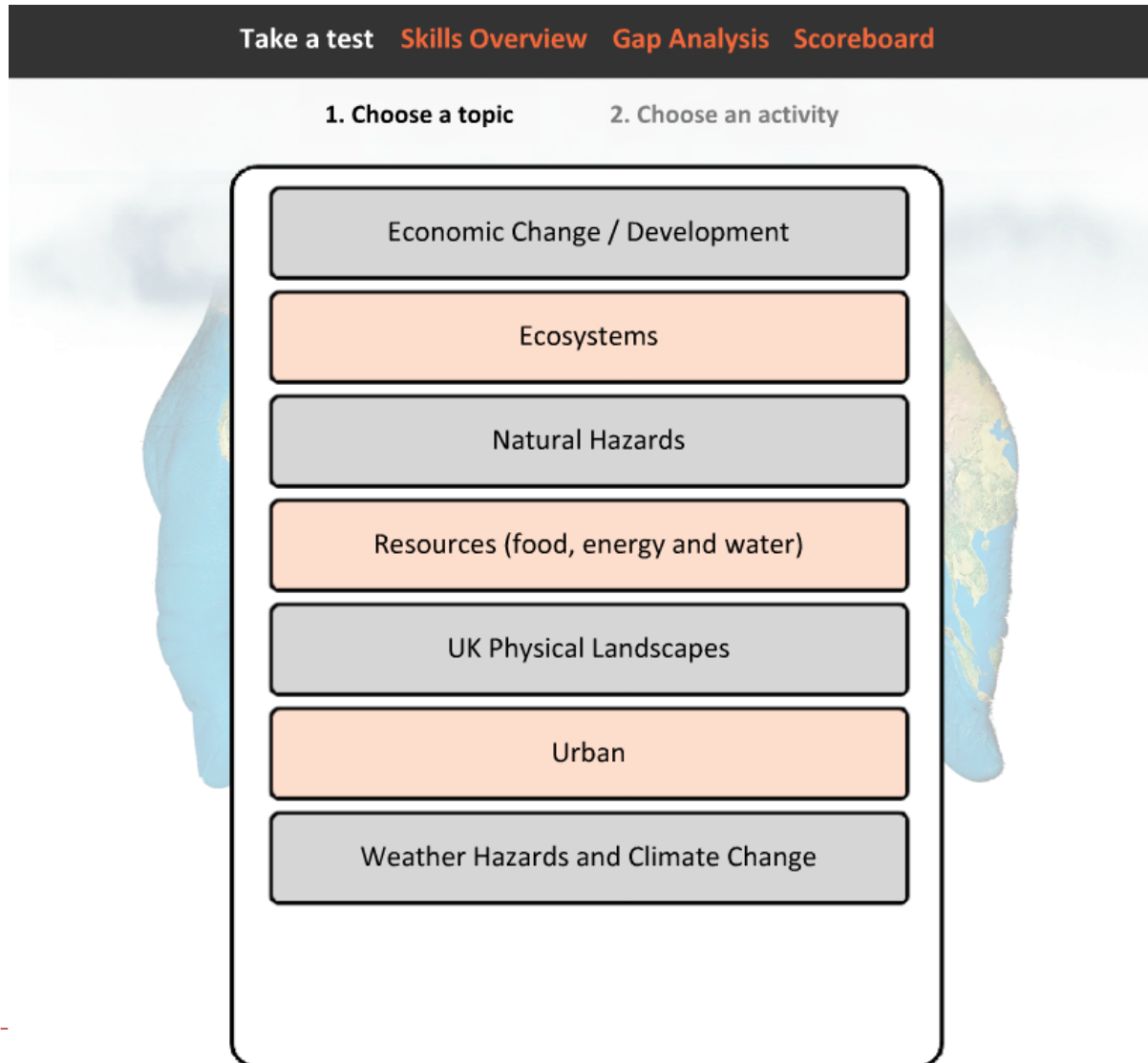
FALSE

TRUE

Key: Right answer 

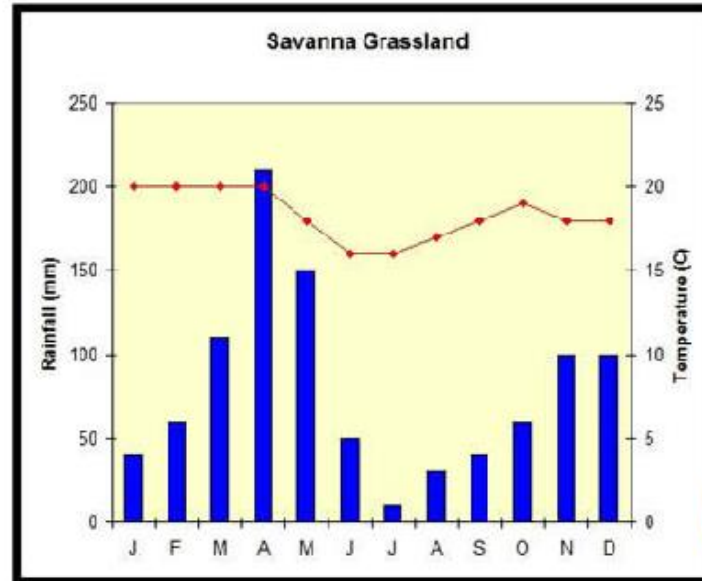
Wrong answer 

Geography App - examples



Do it! Evidence

Savanna Grassland Climate Graph

[Enlarge Image](#)

This is a climate graph to show precipitation and temperature in the Savanna biome. The bars represent the precipitation and the line represents the temperature.

Which month had the highest precipitation?

Year 10

Work Experience 2022/23
and

Duke of Edinburgh Bronze Award



Work Experience 2023

One Week

April 24th

to

April 28th



Details of the Work Experience Programme

- We expect that students will be able to go to companies this year however there are still a number of companies who have staff working from home.
- We are therefore asking parents and carers to please help source a placement for their son/daughter
- I would also be grateful if you would contact careers@winchmore.enfield.sch.uk if you know of any other companies who may be happy to take our students.
- We are currently looking at the best way to deliver the work experience programme and it is most likely that this will be done using the work experience platform on Unifrog.
- A letter will be sent home shortly outlining the procedure for obtaining a work experience placement.

Unifrog

- Year 10 students will be making increased use of the Careers platform, Unifrog, throughout this academic year.
- It is very likely that we will use the Unifrog Work Experience platform for our students.
- It is therefore important that all Year 10 students have logged on to their Unifrog account.
- If students have lost their login details please go to <https://www.unifrog.org/sign-in> and then click on **Reset password / Resend welcome email**
- An email with the new login details will be sent to the students' school email account.

Duke of Edinburgh Award

BRONZE AWARD



Staff involved

- Mrs Winter – Admin and Advice
 - Mr Pilbeam - Verifier
 - Mr Miller – Expedition Coordinator
 - Jacques Moore-Hurley - Aim High Expedition Company
-



What is involved?

Four sections

- Volunteering
- Physical
- Skills
- Expedition (two overnight expeditions)

Students need to complete 6 months of either Volunteering Physical or Skills and 3 months on each of the other two.



Expedition Dates

Practise Expected to be in March 2023

Assessed Expected to be in May 2023

Expeditions will involve overnight camping

Students need to complete two of the other sections in order to take part in the expeditions



Cost

Registration

£25

(includes access to eDoE site and related paperwork)

Expedition

£250

(Tbc when dates are finalised. This is the total cost for both expeditions)

Please contact Mrs Winter in confidence if your child receives FSM and you would like to discuss the DoE fees.



How to sign up

A letter has been sent home giving details of this Award and with a link to a Google Form to register your child's interest.

The deadline for receipt of the Google Form is Friday 14th October

An online meeting has been arranged for the 3rd November at either 4.30pm or 7pm for all interested students to attend with their parents/carers. Details about the meetings are being sent out as the Interest Forms are received.

Due to expedition staffing numbers and in order to ensure safety there will be a limit to the number of students who can participate in the Award.

Year 10 – Progress CHECKLIST

- ☐ Be prepared for school
- ☐ 100% focus in all lessons
- ☐ Complete all controlled assessments (where subjects still have them) to a minimum grade 6/Merit
- ☐ Attend all support sessions
- ☐ Revise and prepare thoroughly for your assessments/End of Year Exams



What you do everyday
matters more than what
you do every once in a
while.

Mr Jackson, tutor of 5Jj,
to Matt Larner sometime
in 1998.

