



Welcome

Year 11 Information Evening

What to expect tonight

- Introduction from Mrs Cowen – Head of Year 11
- GCSE Grades and School Performance Measures explained
- Current Progress for Year 11
- Key Dates for this year
- How parents can help (not nag!)
- Careers/6th Form Application support
- Revision tips/App

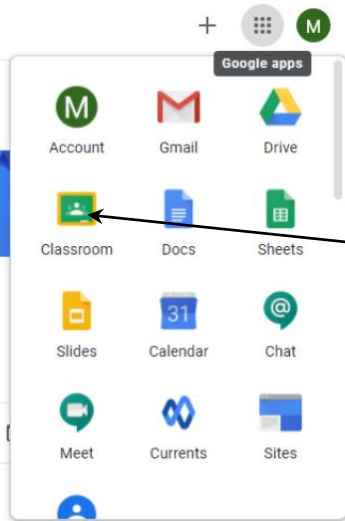


Mrs Cowen

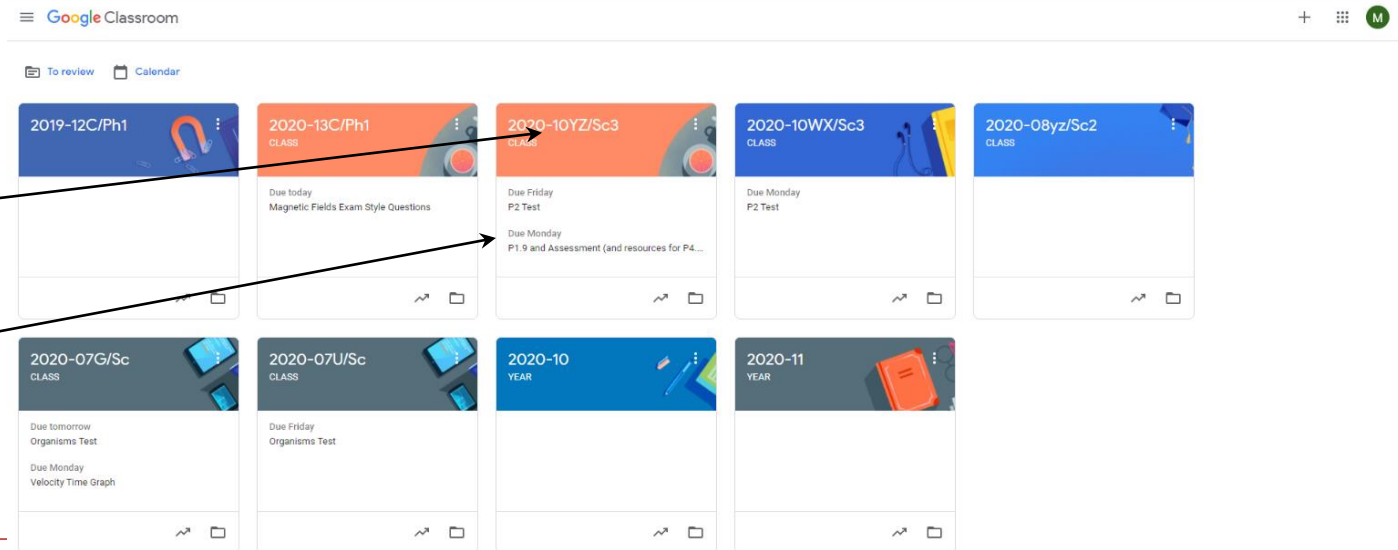
- As ever, thank you for your commitment to your child's education and wellbeing - more than ever we need to work together to ensure your child is supported throughout this year. I am so incredibly proud to be the Head of Year of this brilliant group of young people and am excited to see what the year ahead brings.
 - You can get in touch with classroom teachers by typing the teacher name into your child's school gmail account. Alternatively these are available on the school website.
 - You should have all had an invite to receive updates on your child's google classroom – please accept this as it will allow you to support your child with their learning.
 - Please remember to email me if your child requires access arrangements - deadline is the end of September.
 - I will continue with monthly newsletters this year so look out for those as they will have all key information and dates for you and any updates you may need to know regarding Year 11.
 - Please let us know if you have any issues/concerns - communication is the key to success. We can't help if we don't know there is a problem!
-



Google Classroom



Use the 'waffle'
to select
Classroom



Select the class
you want to
check. Current
assignments
will show in
each class

2020-10YZ/Sc3

CLASS

Class code qnhm6oj

Meet link Generate Meet link

Select theme

Upload photo

Upcoming

Due Friday

P2 Test

Due Monday

P1.9 and Assessment (an...

View all

Share something with your class...

Mr T Burton posted a new assignment: P2 Test

Oct 13

Mr M Lerner posted a new assignment: P1.9 and Assessment (and resources for P4.2)

Oct 12

In the Classroom, the 'Stream' will list all updates that teachers have set. Assignment deadlines are listed on the left.

Select the 'Classwork' tab and this will list all assignments that have been set this academic year for students to refer back to.

2020-10YZ/Sc3

CLASS

Stream

Classwork

People

Grades

M

Create

Meet

Google Calendar

Class Drive folder

P2 Test

Due Oct 16

P1.9 and Assessment (and resources for P4.2)

Due Oct 19

P 2.5 Slides from today's lesson (for those w...

Posted Oct 7

Energy and Efficiency

Due Oct 12

Access to AQA Student Textbooks

Posted Sep 20

HOW TO SUBMIT WORK VIA GOOGLE CLAS...

Edited Sep 20

KERBOODLE LOGIN AND WEBSITE LINK

Posted Sep 16

Year 10 October Science Exam - 13/10/20

Posted Sep 16

GCSE Grading

New GCSE Grade Structure	Previous GCSE Grade Structure	Vocational Grades	
9	A*	L2D*	
8		L2D	
7		L2D	
6	B	L2M	
5		L2M	
4	C	L2P	
3	D E F G	L1D	L1P
2		L1M	
1		L1P	
U	U	U	



Performance Measures explained

EM

% of students
achieving English
and Maths

**Attainment
8**

Average grade
across best 8
subjects. English
and Maths have a
double weighting


**Progress
8**

Attainment
compared to
estimated
attainment. Same
8 subjects at
attainment 8.

EBacc

Average points of
students
achieving:
-English
-Maths
-History or
Geography
-Language
-Sciences

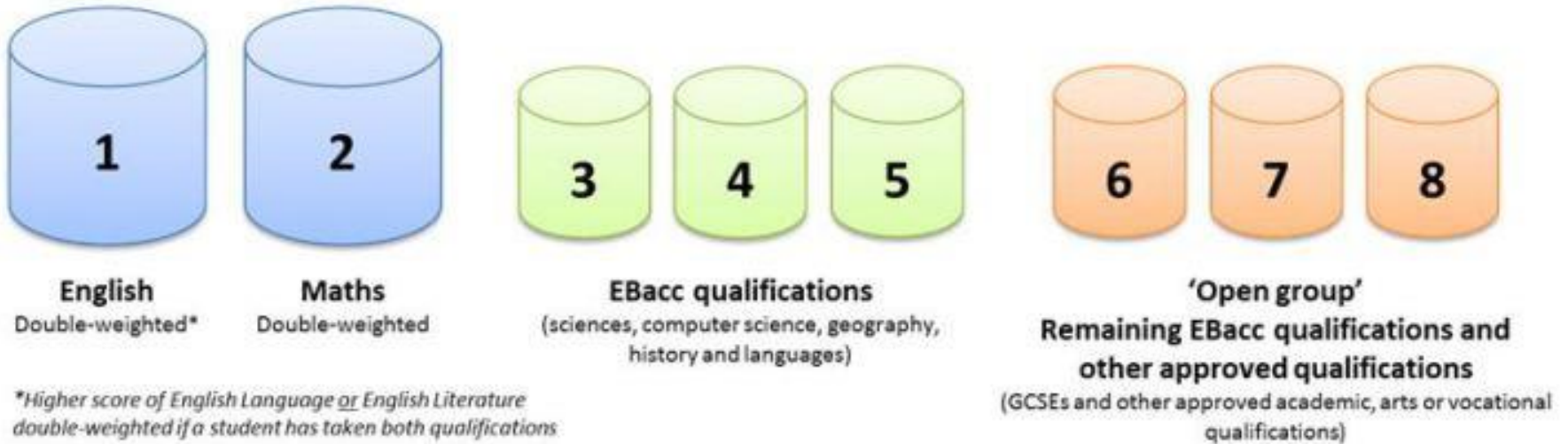
Progress check

	Predicted Grade Autumn	Predicted Grade Autumn2	Predicted Grade Spring	Predicted Grade Spring 2	Target	Behaviour	Comments
English	8	8	9		5+	1	Focus on A02 in your literature analysis and question 4 in both language papers.
English Literature	7	7	8		5+		
Maths	7	7	8		5-	1	
Biology	8-	8-	7+		5-	1	Please make sure you revise all the Paper 1 material from Year 10. Follow the revision schedule set by Miss Bheekoo on Show My Homework. Make answering Exam Style Questions and Past papers a key part of your revision.
Chemistry	8	7	7+				
Physics	8	8	8				
Hosp & Catering L2 Cert	D*	D*	D*		D-	1	Act on feedback from your teacher in order to improve and develop your theory and practical work.
French	6	6	6		4+	1	Use online revision sites to increase your knowledge of the language. See your teacher for details. It is very important at this stage to do 10 minutes revision per day. This can be done through Memrise and Duolingo. All vocabulary for all topics must be learned as well as the different tenses. For the vocabulary you can use the 'look, cover, write' method which is very effective. You can also use online revision sites such as BBC bitesize. Make sure that you learn the answers in the speaking booklets as will also help you with the writing. You can also listen to French radio or watch films to improve your listening skills.
Geography	7	7	7+		4+	1	
History	8	8	6		4+	1	Complete past paper questions to practice exam technique.
R.E.	7-	7	7+		4+	1	In the 12 mark question ensure you reach a justified conclusion

Attainment 8 Estimate
Based on the Progress Check
Grades

79.70

How is Attainment 8 calculated?



English Language	5 x 2
Maths	5 x 2
Science	4
Science	4
Spanish	5
Computing	5
RE	5
English Literature	4

= 47 Points

4 A levels	70
3 A levels	50
2 A levels + 1 Vocational	42+



GCSE results 2019-2022

Measure	2019	2020	2021	2022
Progress 8	-0.17	+0.54	+0.77*	???
Attainment 8	44.8 points	52.1 points	55.2 points	54.0 points
% 4+ English and Maths	65%	81%	80%	76%
%5+ English and Maths	40%	56%	60%	59%

Year 11 2023 – current progress

Measure	Current Progress
Progress 8	+0.11
Attainment 8	52.6 points
% 4+ English and Maths	74%
% 5+ English and Maths	51%

Areas to Improve

Year 11 2021 – some observations;

- Girls did better than Boys by $\frac{3}{4}$ of a grade
- Students receiving Free School Meals do just over half a grade worse than students not receiving them
- Our EAL learners did much better than the overall year group.
- LPA and MPA made more progress than HPA.

Year 11 2022 – some observations;

- Girls did better than Boys by $\frac{1}{5}$ of a grade
- Students receiving Free School Meals do just 0.7 of a grade worse than students not receiving them
- Our EAL learners did much better than the overall year group.
- LPA and HPA made more progress than MPA.

Current trends for Year 11 2023 are very similar, with a much smaller gap FSM



Mock Results – Summer 2022

2022 End of Year 10 Exams	%9-4	%9-7
English Language	70	22
English Literature	66	15
Maths	45	10
Biology	79	28
Chemistry	62	16
French	38	3
Spanish	39	11
Geography	64	26
History	56	18
RE	46	15
Sociology	52	10

And for comparison, Yr 10 2021 Mock Results... (green – better in 2021, red – better in 2022).

?	English Lang	67% 9-4	23% 9-7
?	English Lit	40% 9-4	10% 9-7
?	Maths	56% 9-4	9% 9-7
?	Biology	81% 9-4	40% 9-7
?	Chemistry	62% 9-4	23% 9-7
?	French	63% 9-4	11% 9-7
?	Spanish	74% 9-4	26% 9-7
?	Geography	55% 9-4	16% 9-7
?	History	72% 9-4	32% 9-7
?	RE	48% 9-4	5% 9-7



Year 10 Summer Exam Results

Hospitality and Catering

7 x Distinction

5 x Merit

4 x Pass

2 x Level 1 Pass

Creative iMedia Unit 1

1 x Distinction

4 x Merit

18 x Pass

22 x Level 1 Distinction

13 x Level 1 Merit

12 x Level 1 Pass

Community Languages

2 x Grade 9

2 x 8

5 x 7

2 x 6

1 x 5



In Year 11

- If students have fallen behind, we are asking teachers to give them clear lists of the work missed, and a timetable to catch it up. This should also be communicated to parents. We will review how this is going after October half term.
- There will be regular Exam practice, and Mocks scheduled at the following times:
 - October (Biology, tbc Maths) and MFL
 - November (Art subjects, English)
 - January (all subjects)
 - March (tbc Science and English)
- After School Sessions: You will shortly receive a timetable of sessions available to attend (some have already started). We ask parents to support us in treating them as compulsory.



Boost Classes

These will start running over the next few weeks. You will be invited to them by your teachers. The schedule will be;

Day	3:00-3:45	3:45-4:30
Monday	RE	Option Block A
Tuesday	English	Option Block B
Wednesday	Maths	
Thursday	MFL and IMedia (wx and yz classes and PW5)	Science (online with GM at 4:45)
Friday	Option Block C	<i>Possible time for staff who teach in 2 options blocks to run combined classes (e.g. Mr Kemal's History groups) rather than running 2 classes in a week.</i>

Yr 11 KEY DATES (provisional)

- September – Geography and English trips
- 10th/11th October - Science (Biology Paper 1) Exam
- 17th October – Progress Check 1 opens for staff
- Week beginning 17th October – MFL and Maths Exams
- Week beginning 31st October – Progress Check 1 to parents
- 8th and 9th November – English Mock Exams (date tbc)
- 9th November – Sixth Form Open Evening
- 21st November – Progress Check 2 and Reports opens for staff
- *25th November - NCFE Business Exam retake*
- WB 12th December – Subject Reports to parents



Yr 11 KEY DATES cont. (provisional)

- January/February – External examinations in some vocational subjects (Business, Health and Social Care, PE, iMedia)
- 9th -20th January – Mock Examinations
- 6th February – Progress Check 3 open for staff
- 11th February – Sixth Form Application deadline (date tbc)
- WB 20th February – MFL Speaking Mock Exams
- 22nd February – Parents Evening (now called Progress Evening)
- 27th March – Progress Check 4 open for staff
- 31st March - Progress Check 4 to parents
- WB 17th April – MFL GCSE Speaking Exams
- **12th May – Leavers assembly (tbc)**
- **15th May - First GCSE Exam (tbc)**

Please feel free to contact us about your child's progress or with any other concerns at any time.




Homework at KS4 – our expectations

- Staff will set homework when they think it appropriate to enhance learning (i.e. to check understanding, to finish a piece of work off, research etc). This should always be recorded on the Google Classroom.
- If work is not set for a subject, we would expect a student to complete approximately 20-30 minutes of independent study for each subject they have on that day. This can be reading ahead, going over notes, answering past questions, revision websites, APPS etc.
- KS4 Course Expectations Booklet



**How do you eat
an elephant?**



**One bite
at a time.**

Parents – what can you do?

TAKE AN INTEREST

- One of the most important things you can do to motivate your child is to take an interest in their education. Speak to them about how their studies are going, what is working well and what problems they are having.
- Look for opportunities to praise them and support them where possible.
- Keep checking to see how they are getting on during the year and the revision period.

HELP THEM MAKE A START

- Make sure they have all the basic equipment they need such as pens, pencils, calculator, geometry set etc. for their exams.
- Ask them if they need any subject specific revision guides which are available through the school.
- Try to make sure they have a quiet working environment to study at home

HEALTHY LIFESTYLE

- Do not underestimate the difference a healthy lifestyle can make to your child's performance at school.
 - Eating and exercising well can reduce stress on the body and help make someone feel good about themselves.
-



Parents – what can you do?

REVISION

- Discuss with your child what their plans are for revision and help them put together a revision timetable. **Download Mr Miller's Revision planner from the Google classroom - available next week.**
- Make sure they plan and start early. Most successful students begin revising for their final GCSE or A Level exams in January/February and 'full-on' revision begins at the beginning of the Easter holiday.
- Get them to create their own revision notes and not just read a book.
- Make sure they are testing themselves by completing past exam questions.

INCENTIVES AND REWARDS

- Discuss with your child the reasons for them needing to do well in their GCSEs and what their goals are. Having a clear understanding of what grades they need to get into sixth form or college is important.
- Some students need more of incentive than just getting good GCSE results. You may want to discuss what rewards or incentives will motivate them
- Remember it is important that they try their best and be positive whatever the results.



REVISION RESOURCES



Learning
to realise
potential



CONTACT US

QUICKLINKS

HOME

ABOUT US

NEWS & EVENTS

TEACHING & LEARNING

PARENTS & STUDENTS

SIXTH FORM

→ Key Stage 4 Information

Faculties

RSHE

SEND


Year Groups

Careers & Library Services

Enrichment

Rewards

Student Council



WEBSITES AND APPS FOR REVISION

'This presentation details all the information we would normally have given to you during the Options Evening. Please download the powerpoint and select 'Play as Slideshow' - there is audio commentary to help explain the process'

For information regarding subject specific information and deadlines please see the booklet below:



YEAR 11 MOCK EXAM PREPARATION BOOKLET

HEADS OF FACULTY CONTACT



If you wish to contact subject specific teachers please send an email to the Head of Faculty for that subject area:

Faculty	Email
Business and Computing	katie.Hurley@winchmore.enfield.sch.uk
English and Media	tallyia.charalambous@winchmore.enfield.sch.uk
Expressive Arts	robyn.dives@winchmore.enfield.sch.uk nathaniel.graham@winchmore.enfield.sch.uk
Humanities	ben.young@winchmore.enfield.sch.uk
Mathematics	caqlar.bektas@winchmore.enfield.sch.uk

GCSEPod and PiXL

- ? Most subjects have their own apps/revision materials which staff will share with you or recommend.
- ? GCSEPod and PiXL are resources we have purchased which all students in Years 10 and 11 have access to – both have a proven track record of raising attainment
- ? GCSEPod is available for the vast majority of subjects we offer
- ? PiXL is available for English Literature, Maths, Geography and History



What is GCSEPod?



- In-depth subject knowledge
- 27 GCSE subjects
- Over 6,000 audio-visual Pods
- 50,000+ Question Bank
- Knowledge gap identification
- Advanced reporting & monitoring
- Correlation between usage and progress
- One website, three apps




Student Benefits



gcsepod
education on demand

- Easy to learn 3-5 minute short, sharp bursts of audio-visual learning
- Access to content from 27 subjects, all mapped to their exam board
- Available online or offline
- Ability to favourite any Pods on topics they find hard and revisit them
- Ability to complete tests and receive instant feedback on assignments
- Students accelerate their progress by receiving instant feedback on their knowledge gaps
- Pre-made exam playlists, helping to organise revision





gcsepod
education on demand

How to access your GCSEPod Account...



How to access GCSEPod



gcsepod
education on demand

1

Go to: www.gcsepod.com or search
'GCSEPod' and click 'login'. You can also download
the App.

2

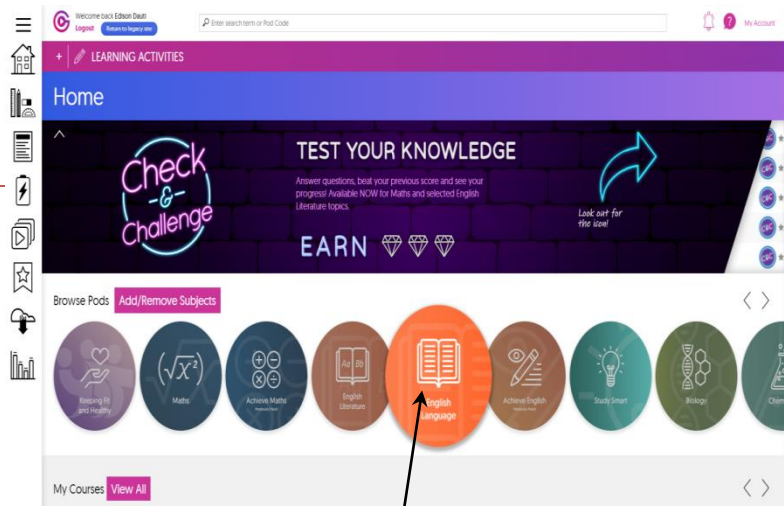
Click 'Sign in with Google' – student's school email
address and password should allow them to login. Any
issues, please let Mrs Cowen or Mr Larner know.

3

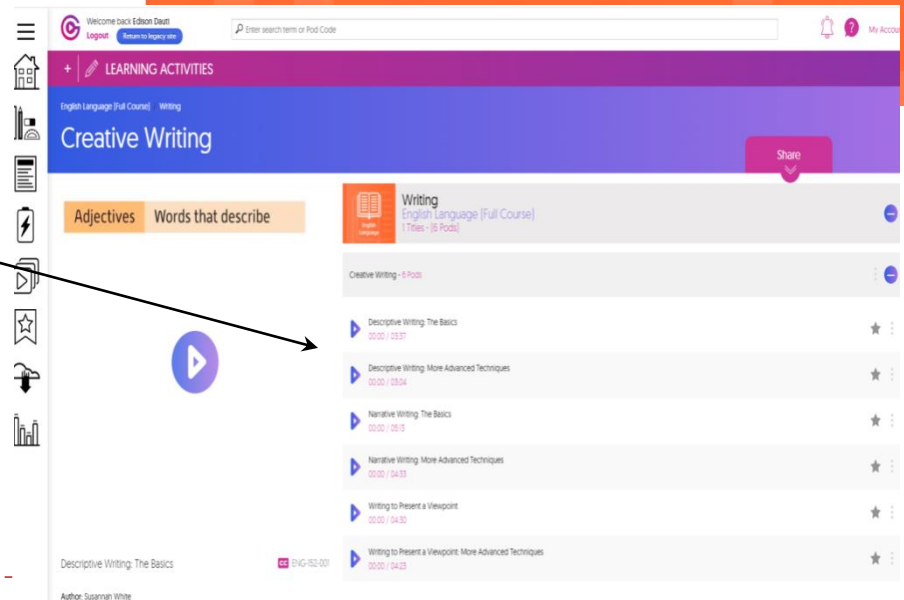
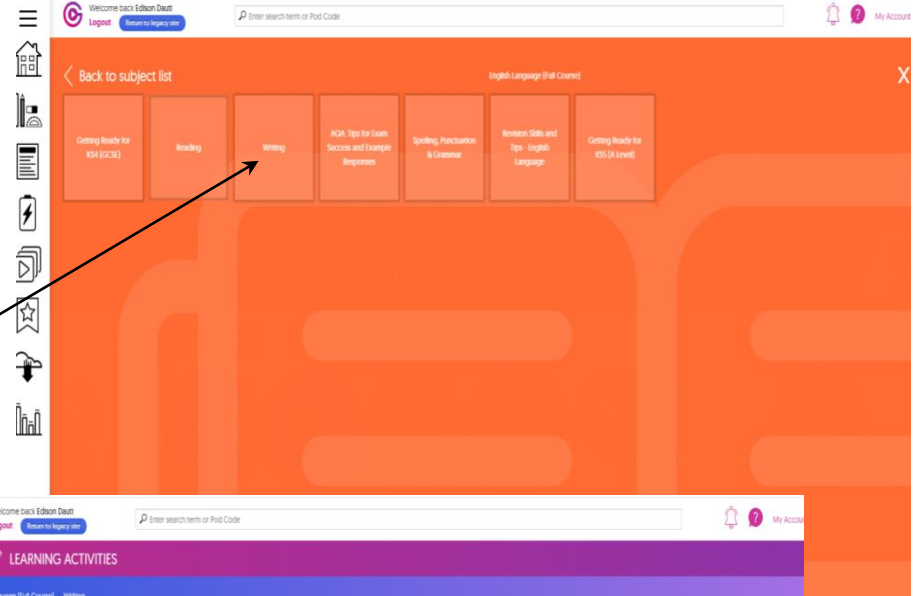
Familiarise themselves, check out their
subjects and the pods available to watch



Finding a Pod



1. Select your subject
2. Select the topic
3. Choose the pod(s) you want to view



the PiXL apps

- Download the app from the App store
(search for PiXL Maths APP, PiXL Times Tables APP, PiXL English Lit APP, PiXL Geography APP or PiXL History APP), or just Google it!
- <http://mathsapp.pixl.org.uk/> for Maths
- <http://englishapp.pixl.org.uk/> for English Literature
- <https://historyapp.pixl.org.uk/> for History
- <https://geographyapp.pixl.org.uk/> for Geography



AVAILABLE PLATFORMS FOR THE GCSE MATHS APP



Desktop Flash App

Desktop/Laptop Website

Available in all Flash enabled browsers.



Apple App Store

Mobile/Tablet

Available for iPhone and iPad running iOS7 and above.



Google Play Store

Mobile/Tablet

Available for all compatible Android devices running Android 4.4 and above.



Amazon App Store

Mobile/Tablet

Available for all compatible Android devices running Android 4.4 and above.

AVAILABLE DESKTOP/LAPTOP PLATFORMS FOR THE PiXL APP SUITE



Windows App

A msi file

A distributor for all PiXL Apps.



Windows App

A msi file

Alternative distributor for all PiXL Apps if you have difficulty with installing the first.

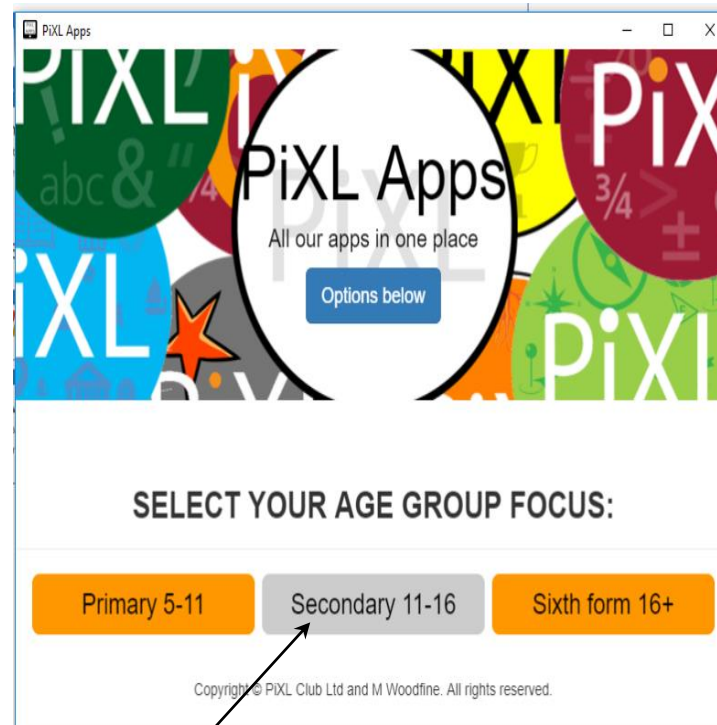


MAC App

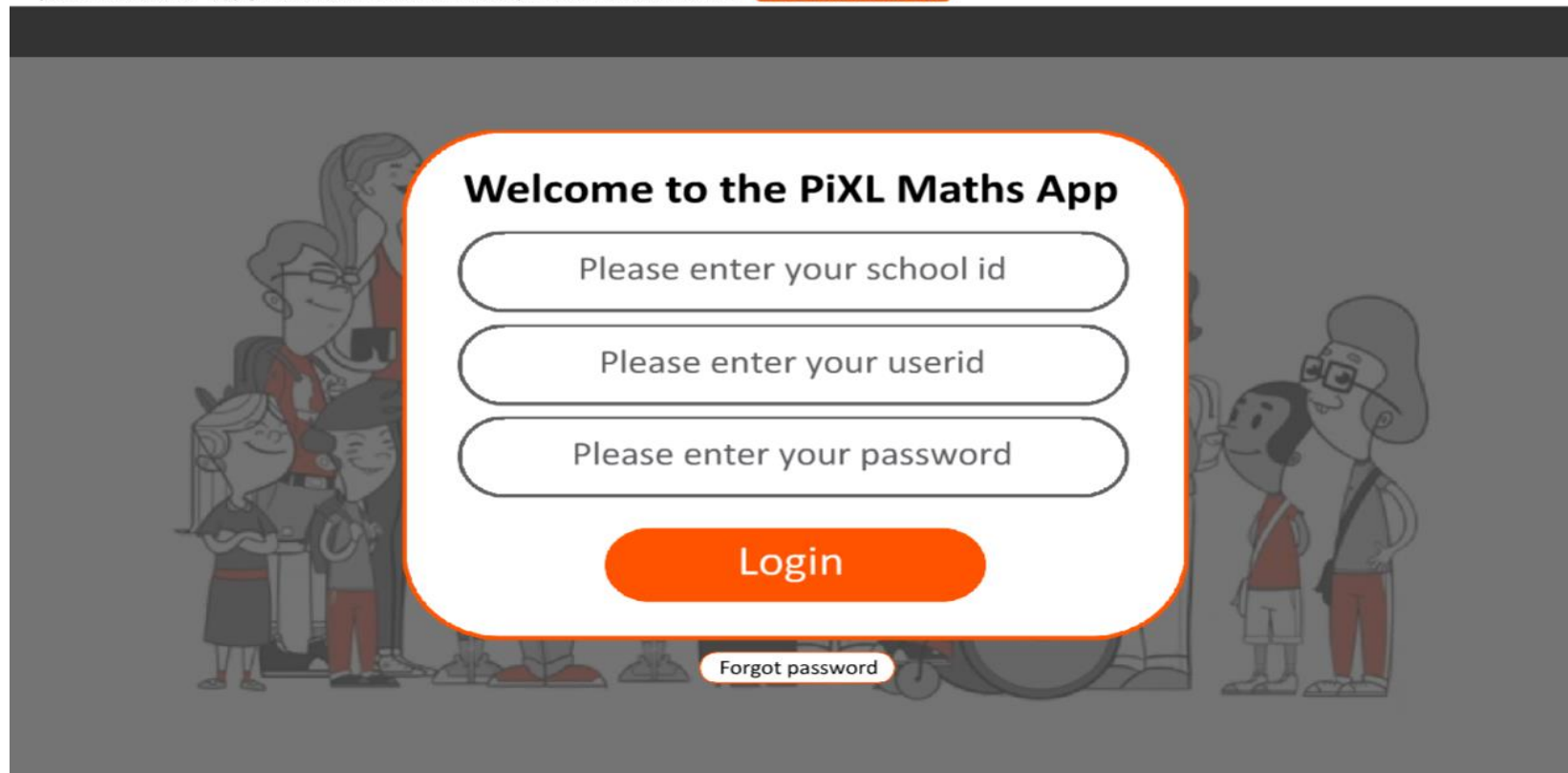
A dmg file

A distributor for all PiXL Apps.

Select this icon to launch the app on a browser (you can also download to your phone/tablet for free)



Select 'Secondary 11-16'

The image shows the login screen of the PiXL Maths App. It features a central white rounded rectangle with an orange border. Inside this rectangle, there are three input fields with orange borders, each containing the text "Please enter your school id", "Please enter your userid", and "Please enter your password" respectively. Below these fields is a large orange "Login" button. At the bottom of the white rectangle is a small "Forgot password" link. The background is a dark grey with a faint illustration of a group of diverse cartoon children and adults. A dark grey header bar at the top contains the PiXLmaths logo and copyright information.

Welcome to the PiXL Maths App

Please enter your school id

Please enter your userid

Please enter your password

Login

[Forgot password](#)

Students (for all 4 Apps)

School ID = WN65

User ID = surname and initial together (no spaces or hyphens).

Password = was issued last year e.g. larnerm123bird

Maths App - examples

Simultaneous equations



Question 1 of 1

Solve the following simultaneous equations:

$$2x + 5y = 7 \quad \textcircled{6}$$

$$5x + 5y = 10$$

$$x = \boxed{} \quad y = \boxed{}$$

$$8x + 2y = 36 \quad \textcircled{6}$$

$$5x - 3y = 14$$

$$x = \boxed{} \quad y = \boxed{}$$

$$3x + 4y = 0 \quad \textcircled{6}$$

$$4x - 4y = -28$$

$$x = \boxed{} \quad y = \boxed{}$$

$$x^2 + y^2 = 13 + xy \quad \textcircled{7}$$

$$2x - y = 7$$

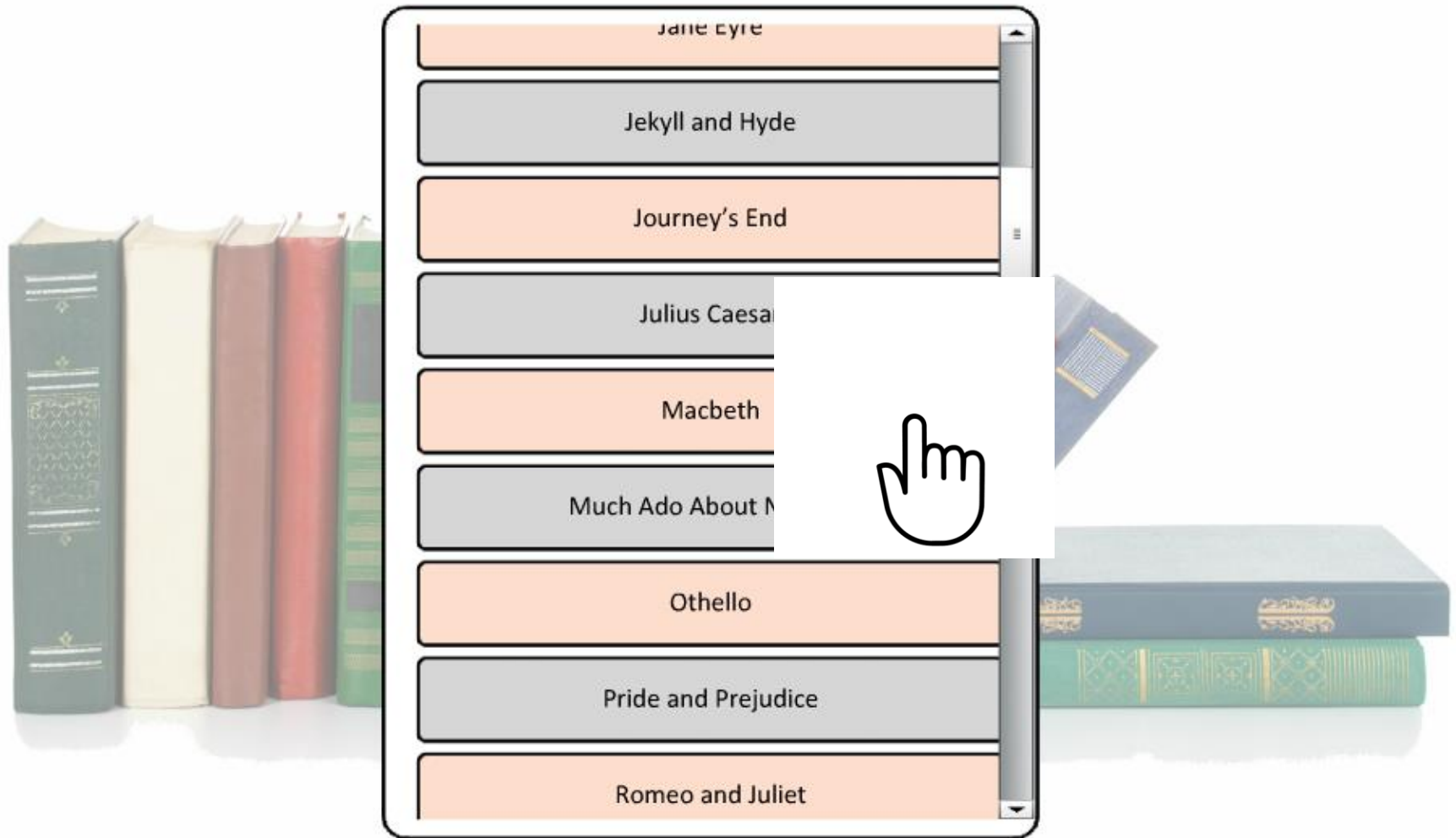
$$x = \boxed{} \quad y = \boxed{}$$

$$x = \boxed{} \quad y = \boxed{}$$



English Literature App - examples

1. Choose a text 2. Choose an activity 3. Choose a chapter/act



Quotation Learning

Level 1

Level 2

Level 3

The last 3 words have been removed from the end of the following quote. Complete the quotation by typing within the asterisks the correct missing word/s:

Reset quotation

Fair is foul, and foul is fair:
Hover through the fog *** * * * * *

Whom or what is this quotation about?

Humanity

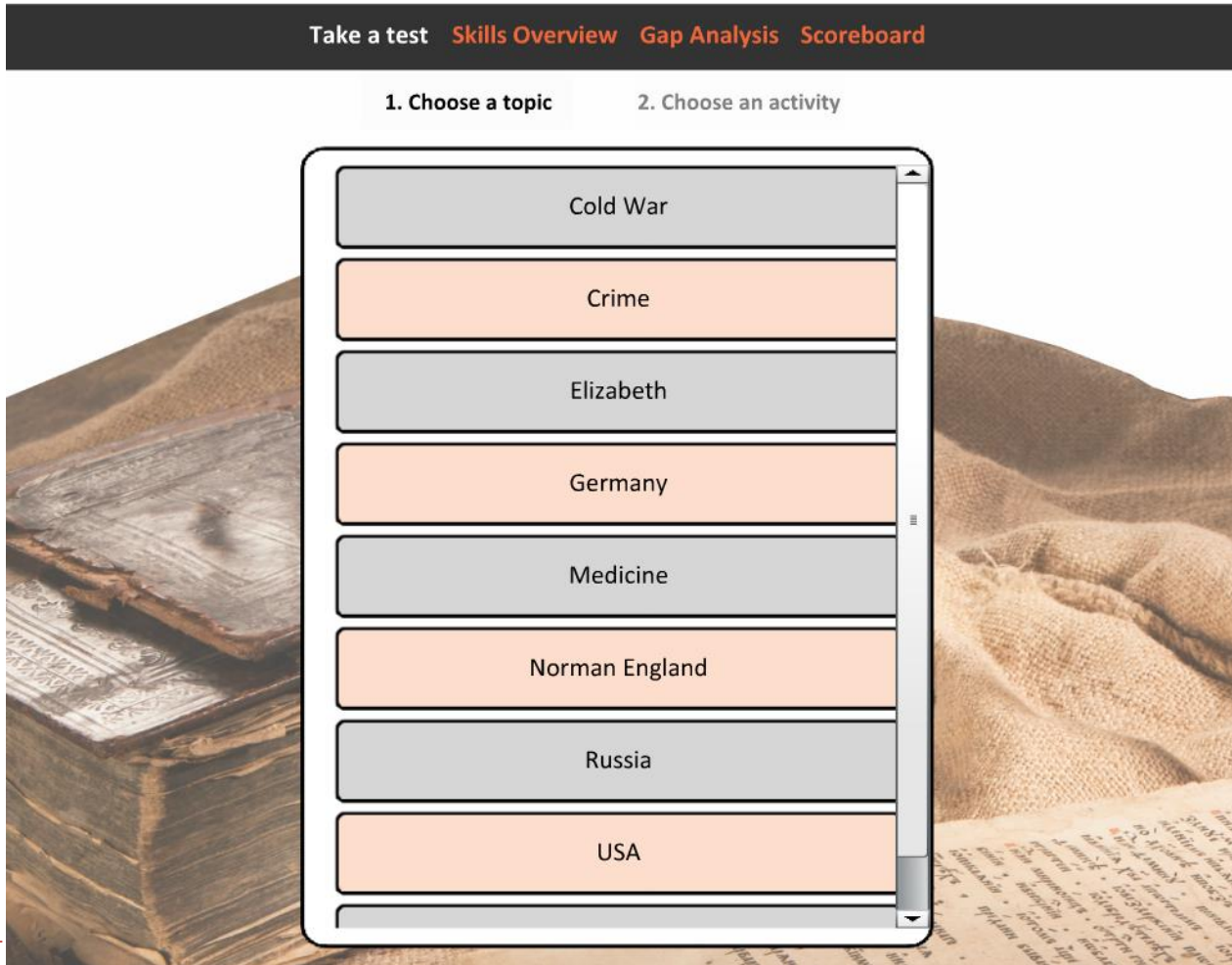
Lady Macbeth

Macbeth

Supernatural



History App - examples



True or False


Is the following statement true or false:


The INF treaty was signed in
Washington

Select true or false.

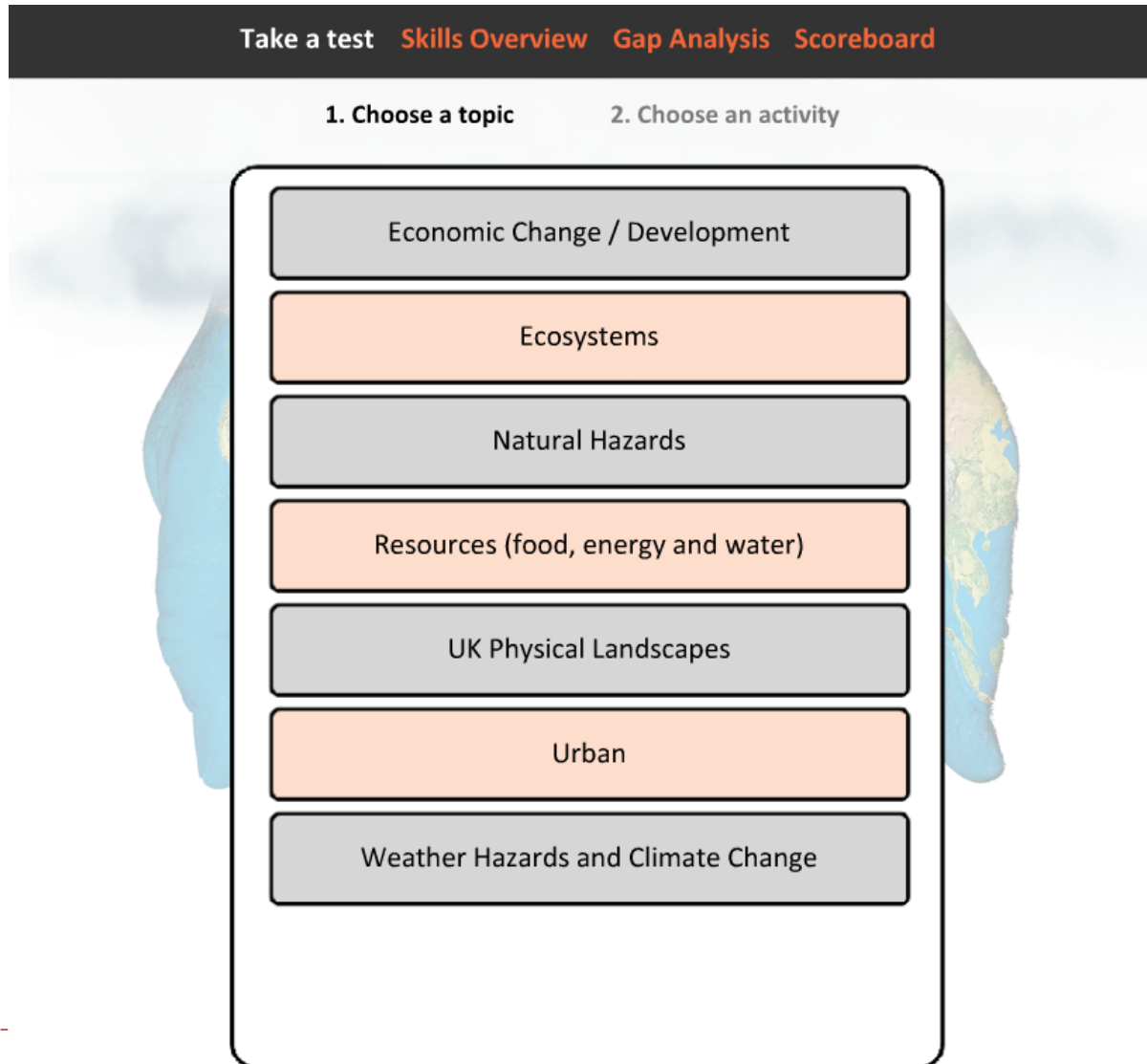
FALSE

TRUE

Key: Right answer 

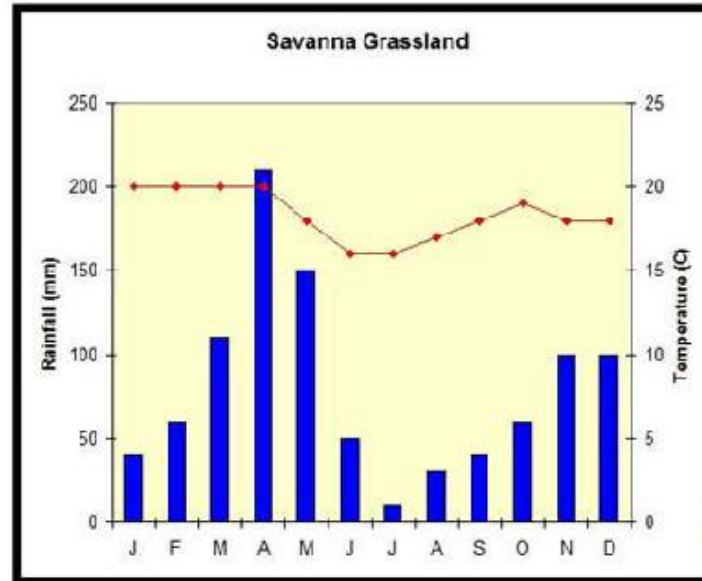
Wrong answer 

Geography App - examples



Do it! Evidence

Savanna Grassland Climate Graph

[Enlarge Image](#)

This is a climate graph to show precipitation and temperature in the Savanna biome. The bars represent the precipitation and the line represents the temperature.

Which month had the highest precipitation?

Careers Team

- **Mrs Winter** - Careers & Library Services Manager /Careers Lead
- **Mrs Pearson** - Careers Adviser

Email careers@winchmore.enfield.sch.uk

Telephone 02083607773 ext 703



Location and Office Hours

- The Careers Office is situated by the Library
- The Office is open Monday to Thursday from 9am to 4pm
- Mrs Pearson is available for careers interviews on Monday, Tuesday and Wednesday



Year 11 Support – Interviews

- All Year 11 students are entitled to a one to one careers interview with our school Careers Adviser – Mrs Pearson. These will be held in the Careers Office.
 - Students will be sent their appointment through their Form Tutor.
 - All students will be offered an appointment between now and March 2023.
 - Students can request an appointment through careers@winchmore.enfield.sch.uk . Where applicable resources will be shared with the student via their Unifrog account.
 - It is important that students regularly check their Unifrog account for careers related information.
-



Year 11 Support - Resources

- **Unifrog** - a careers platform which provides students with a wealth of information and resources to help their career planning in Years 11 and into 6th form. (www.unifrog.org) All Year 11 students were set a task over the summer to complete the Interest and Personality Quizzes to prepare for their Year 11 careers interview. It is essential that students have completed the Unifrog quizzes before attending an interview
- **Colleges** - a list of local colleges, including specialist colleges, can be found in the Careers and Library Services area of the school website. Please visit the college websites for more information and to book onto open days.
(https://www.winchmore.enfield.sch.uk/_site/data/files/careers_ew/AA9C1BD9C007CD1B0580398B4A2DA9A3.pdf)
- **Apprenticeships** - for more information:
<https://www.apprenticeships.gov.uk/>
- **6th Form Open Evening** (9th November 2022). Our Careers Adviser will be available at the Open Evening to offer further guidance.

Year 11 – Progress CHECKLIST

- ☐ Use up until Half term to complete any Year 9 or 10 GCSE work set that you still haven't covered properly – ask your teachers for help.
 - ☐ Be prepared for school
 - ☐ 100% focus in all lessons
 - ☐ Complete all controlled assessments (where subjects still have them) to a minimum grade 6/Merit
 - ☐ Attend all support sessions
 - ☐ **Revise and prepare thoroughly for your mock exams – they may count towards your final grade!**
-



What you do everyday
matters more than what
you do every once in a
while.

Mr Jackson, tutor of 5JJ,
to Matt Larner sometime
in 1998.

