



Will it be
easy?
No
Worth it?
absolutely

Welcome

Year 11 Information Evening

What to expect tonight

- Introduction from Mr Bulbul – Head of Year 11
- Google Classroom
- GCSE Grades and School Performance Measures explained
- Current Progress for Year 11
- Key Dates for this year
- How parents can help (not nag!)
- Careers/6th Form Application support
- Revision tips/App



Mr Bulbul

- *As ever, a huge thank you for your support and commitment to your child's education and wellbeing - more than ever we need to work together to ensure your child is supported throughout this year.*
- *You can get in touch with classroom teachers by typing the teacher name into your child's school gmail account. Alternatively these are available on the school website.*
- *We will share with you during this evening key information and key dates for your calendar and any updates you may need to know regarding Year 11.*
- *Booster classes - Timetable will be shared and registers will be taken.*
- *Please remember to email us if your child requires access arrangements - by the the end of September.*
- *Entry requirements and references - when apply for 6th form/college.*
- *Please let us know if you have any issues/concerns - communication is the key to success. We can't help if we don't know there is a problem!*



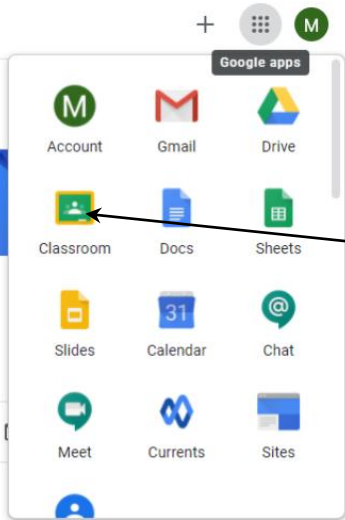
Attendance & punctuality = Progress

Attendance	Number of students	Progress 8 score	Attainment 8 Points
Whole School	236	0.19	52.8
95%-100%	93	0.59	59.6
90%-95%	63	0.44	58.7
85%-90%	40	0.17	52.6
80%-85%	20	-0.33	44.6
75%-80%	4	-1.33	42
<75%	15	-2.87	19.1

Number of lates	Number of students	Progress 8 score	Attainment 8 Points
Whole School	236	0.19	52.8
0	42	0.44	60.6
1 to 3	70	0.39	58.4
4 to 6	38	0.3	56.4
7 to 10	23	0.23	53.8
11 to 20	32	-0.15	47.2
21 to 30	14	-0.74	44.3
30+	17	-1.28	33.7

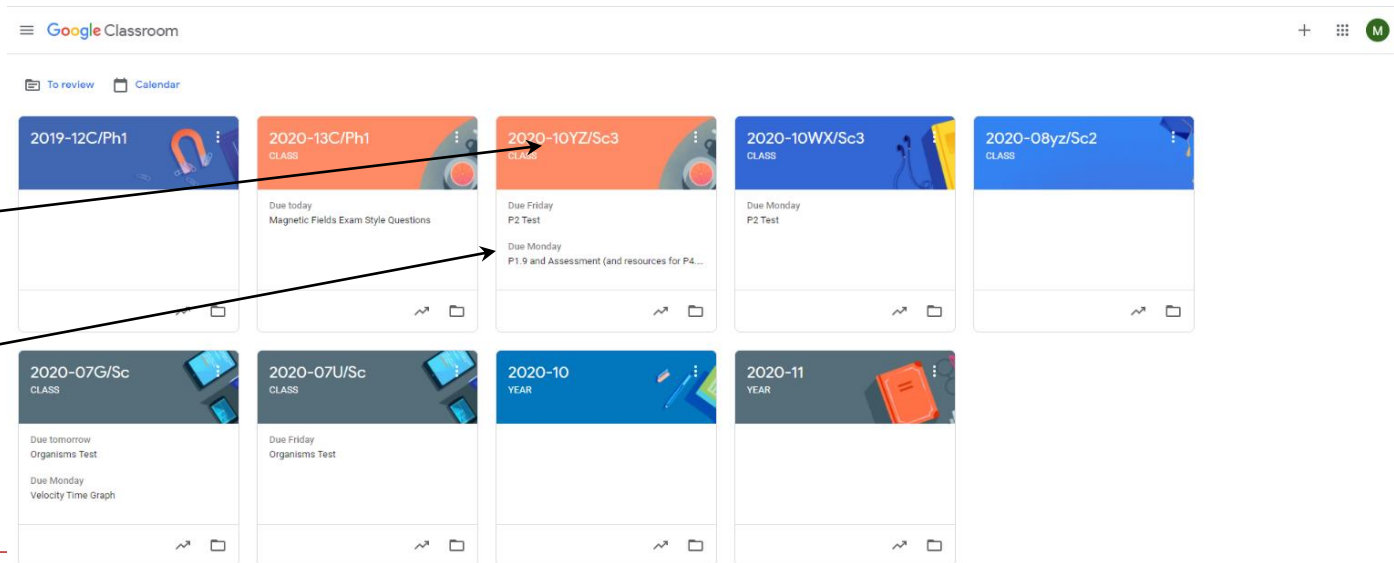


Google Classroom - no parent login, parents must use the same login as students.




Use the 'waffle'
to select
Classroom

Also available to
download as an App
from any App store.



Select the class
you want to
check. Current
assignments
will show in
each class.
You can also
check their 'to
do' list



Upcoming

Due Friday
P2 Test

Due Monday
P1.9 and Assessment (an...)

[View all](#)

Share something with your class...

Mr T Burton posted a new assignment: P2 Test
Oct 13

Mr M Lerner posted a new assignment: P1.9 and Assessment (and resources for P4.2)
Oct 12

In the Classroom, the 'Stream' will list all updates that teachers have set. Assignment deadlines are listed on the left.

Select the 'Classwork' tab and this will list all assignments that have been set this academic year for students to refer back to.

2020-10YZ/Sc3 CLASS

Stream **Classwork** People Grades

[+ Create](#) [Meet](#) [Google Calendar](#) [Class Drive folder](#)

P2 Test	Due Oct 16
P1.9 and Assessment (and resources for P4.2)	Due Oct 19
P 2.5 Slides from today's lesson (for those w...	Posted Oct 7
Energy and Efficiency	Due Oct 12
Access to AQA Student Textbooks	Posted Sep 20
HOW TO SUBMIT WORK VIA GOOGLE CLAS...	Edited Sep 20
KERBOODLE LOGIN AND WEBSITE LINK	Posted Sep 16
Year 10 October Science Exam - 13/10/20	Posted Sep 16

GCSE Grading

New GCSE Grade Structure	Previous GCSE Grade Structure	Vocational Grades	
9	A*	L2D*	
8		L2D	
7	A	L2D	
6	B	L2M	
5		L2P	
4	C	L2P	
3	D E F G	L1D	L1P
2		L1M	
1		L1P	
U	U	U	



Performance Measures explained

EM

% of students achieving English and Maths

**Attainment
8**

Average grade across best 8 subjects. English and Maths have a double weighting

**Progress
8**

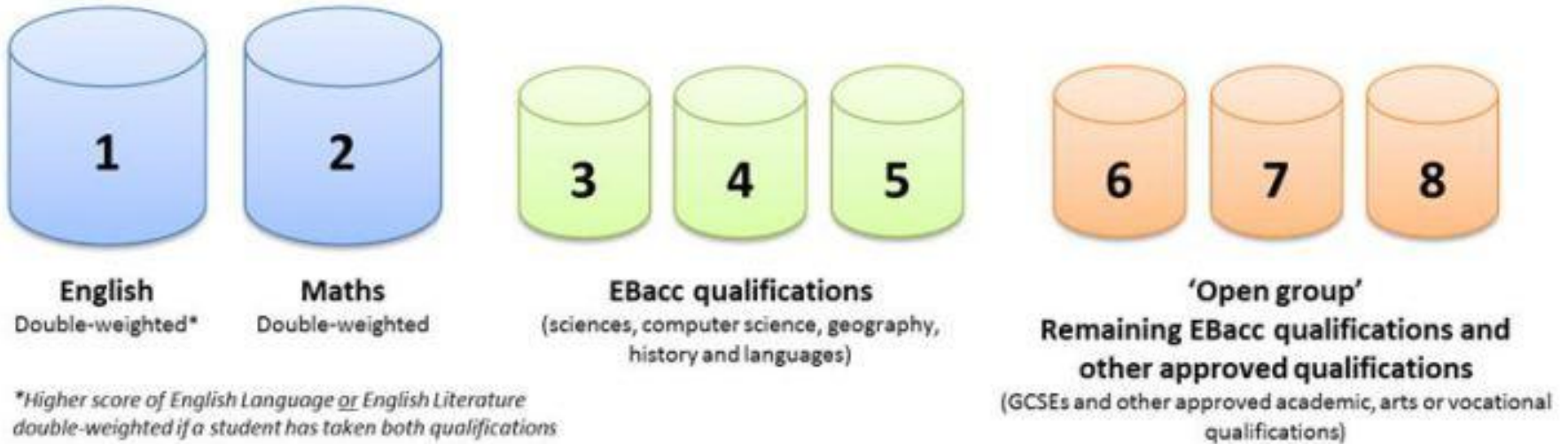
Attainment compared to attainment 8.

EBacc

Average points of students achieving:

- English
- Maths
- History or Geography
- Language
- Sciences

How is Attainment 8 calculated?




English Language	5 x 2
Maths	5 x 2
Science	4
Science	4
Spanish	5
Computing	5
RE	5
English Literature	4

= 47 Points

4 A levels	70
3 A levels	50
2 A levels + 1 Vocational	42+



Progress check

	Predicted Grade Autumn	Predicted Grade Autumn2	Predicted Grade Spring	Predicted Grade Spring 2	Target	Behaviour	Comments
English	8	8	9		5+	1	Focus on A02 in your literature analysis and question 4 in both language papers.
English Literature	7	7	8		5+		
Maths	7	7	8		5-	1	
Biology	8-	8-	7+		5-	1	Please make sure you revise all the Paper 1 material from Year 10. Follow the revision schedule set by Miss Bheekoo on Show My Homework. Make answering Exam Style Questions and Past papers a key part of your revision.
Chemistry	8	7	7+				
Physics	8	8	8				
Hosp & Catering L2 Cert	D*	D*	D*		D-	1	Act on feedback from your teacher in order to improve and develop your theory and practical work.
French	6	6	6		4+	1	Use online revision sites to increase your knowledge of the language. See your teacher for details. It is very important at this stage to do 10 minutes revision per day. This can be done through Memrise and Duolingo. All vocabulary for all topics must be learned as well as the different tenses. For the vocabulary you can use the 'look, cover, write' method which is very effective. You can also use online revision sites such as BBC bitesize. Make sure that you learn the answers in the speaking booklets as will also help you with the writing. You can also listen to French radio or watch films to improve your listening skills.
Geography	7	7	7+		4+	1	
History	8	8	6		4+	1	Complete past paper questions to practice exam technique.
R.E.	7-	7	7+		4+	1	In the 12 mark question ensure you reach a justified conclusion

Attainment 8 Estimate
Based on the Progress Check
Grades

79.70

GCSE results 2022-2025

Measure	2022	2023	2024	2025
Progress 8	+0.19	+0.25	+0.13	+0.20
Attainment 8	52.8 points	48.7 points	50.0 points	45.3 points
% 4+ English and Maths	74%	73%	71%	69%
%5+ English and Maths	58%	55%	56%	41%

Year 11 2026 – current progress

Measure	Current Progress
Progress 8	-0.02
Attainment 8	49.4 points
% 4+ English and Maths	70%
% 5+ English and Maths	44%

Mock Results – Summer 2025

	%9-4	%9-7
English Literature	74	17
Maths	37	4
Biology	82	33
Chemistry	55	21
Physics	55	11
French	85	37
Spanish	65	22
Geography	50	14
History	58	37
RE	35	10

And for comparison, Yr 10 2024
Mock Results...

- English Lit 73% 9-4 17% 9-7
- Maths 27% 9-4 2% 9-7
- Biology 77% 9-4 25% 9-7
- Chemistry 38% 9-4 5% 9-7
- Physics 43% 9-4 10% 9-7
- French 50% 9-4 6% 9-7
- Spanish 37% 9-4 2% 9-7
- Geography 45% 9-4 8% 9-7
- History 56% 9-4

Summer GCSE Exam Results

Community Languages

9 x Grade 9

Further Maths

1 x 9

1 x 8

3 x 5

Functional Skills English

16 x Pass level 1 Reading

13 x Pass level 1 Writing



In Year 11

- If students have fallen behind, we are asking teachers to give them clear lists of the work missed, and a timetable to catch it up. This should also be communicated to parents.
- Some students may be struggling with the number of subjects they are taking. Please communicate with us - we will review their curriculum and make adjustments where appropriate.
- There will be regular Exam practice, and Mocks scheduled at the following times:
 - October (Biology tbc, Maths and MFL)
 - November (Art subjects, English)
 - January (all subjects)
 - March (tbc Science and English)
- After School Sessions: You will receive a timetable of sessions available to attend (some will start in the next few weeks). We ask parents to support us in treating them as compulsory.



Boost Classes

These will start running around October half term (some before). Students will be invited to them by their teachers.

The potential schedule this year is;

Day	3:00-3:45	3:45-4:30
Monday	Maths	Option Block C
Tuesday	English	Option Block A
Wednesday	MFL	
Thursday	Science	Option Block B
Friday	RE	



Yr 11 KEY DATES (provisional)

- 15th-17th September – Geography trip
- 19th September - Media Studies trip
- 1st October - INSET day
- 6th October – Progress Check I opens for staff
- 9th October - Drama trip
- WB 20th October – MFL Exams
- WB 20th October – Progress Check I to parents
- **November – Sixth Form Open Evening (date TBC)**
- 10th November – Progress Check I update and Reports opens for staff
- Week beginning 10th December – Subject Reports to parents



Yr 11 KEY DATES cont. (provisional)

- 5th January - return from Christmas Break
- 12th -23rd January – Mock Examinations
- 30th January - History trip
- WB 2nd February - MFL Speaking Mocks start
- 2nd February – Progress Check 2 open for staff
- 13th February – Sixth Form Application deadline (date tbc)
- 25th February – Progress Evening (face to face!)
- 16th March – Progress Check 3 open for staff
- WB 13th April - Progress Check 3 to parents
- April – MFL GCSE Speaking and Art/Technology Practical Exams
- 23rd April - Exam Information Evening
- **1st May – Leavers assembly (tbc)**
- **7th May - GCSE Exams start**

Please feel free to contact us about your child's progress or with any other concerns at any time.




Homework at KS4 – our expectations

- Staff will set homework when they think it appropriate to enhance learning (i.e. to check understanding, to finish a piece of work off, research, revision etc). This should always be recorded on the Google Classroom.
- If work is not set for a subject, we would expect a student to complete approximately 20-30 minutes of independent study for each subject they have on that day. This can be reading ahead, going over notes, answering past questions, revision websites, APPS etc.
- KS4 Course Expectations Booklet



**How do you eat
an elephant?**



**One bite
at a time.**

Modern Foreign Languages (Spanish/German/French)

1. Key dates
2. Exam structure
3. Revision techniques



October mocks- week beginning 20th October

- 3 papers: Reading, Listening and Writing
- Papers will cover topics from year 10 and 11 but also unexpected vocabulary as per requirement of the specification
- The summer results showed that for the majority of the students, there is a lack of vocabulary weekly revision for MFL
- MFL revision must be little and often
- Words must be revisited 20 times before the brain is able to store them in the long term memory



Key dates

- January exams - Listening, reading and writing
- Speaking mocks - Week beginning 2nd February - 13th February
- 20th April - 1st May - **real** speaking exams- 25% of their GCSE



Tiers

- **Foundation - Grades 1- 5**

Summer 2025

Fr 68% for a 5 Ge 74% for a 5 Sp 68% for a 5

- **Higher - Grades 3- 9**

Summer 2025

Fr 54% for a 5
for a 5

Sp 52% for a 5

Ge 53%

If you get 41%, you will get a 3



Exam structure

1. Listening- 25%
2. Reading- 25%
3. Writing - 25%
4. Speaking - 25%

- General vocabulary- key for Listening and Reading papers
- **Grammar** and “high level” **vocabulary** key for Writing and Speaking papers

THEMES

THEME 1: PEOPLE AND LIFESTYLE

- TOPIC 1: IDENTITY AND RELATIONSHIPS WITH OTHERS
- TOPIC 2: HEALTHY LIVING AND LIFESTYLE
- TOPIC 3: EDUCATION AND WORK

THEME 2: POPULAR CULTURE

- TOPIC 1: FREE-TIME ACTIVITIES
- TOPIC 2: CUSTOMS, FESTIVALS AND CELEBRATIONS
- TOPIC 3: CELEBRITY CULTURE

THEME 3: COMMUNICATION & THE WORLD AROUND US

- TOPIC 1: TRAVEL & TOURISM, INCL. PLACES OF INTEREST
- TOPIC 2: MEDIA AND TECHNOLOGY
- TOPIC 3: THE ENVIRONMENT & WHERE PEOPLE LIVE

2. SPEAKING

FOUNDATION & HIGHER: 50 MARKS

15 MIN PREPARATION - NOTES TO BE USED AT ANY TIME

FOUNDATION: 7-9 MINS HIGHER: 10-12 MINS

KEY POINTS

PART 1 - ROLE PLAY - 5 TASKS - ALL BULLET POINTS IN ENGLISH, INFORMAL SOCIAL CONVERSATION BETWEEN FRIENDS - NO TRANSACTIONAL

F - ALL IN PRESENT TENSE H - MAINLY IN PRESENT & 1 TASK IN A DIFFERENT TENSE

PART 2 - READING ALOUD + SHORT CONVERSATION

PART 3 - DISCUSSION OF PHOTO CARD AND UNPREPARED CONVERSATION

4. WRITING

FOUNDATION & HIGHER: 50 MARKS

FOUNDATION: 1H10MIN HIGHER: 1H15MIN

KEY POINTS

FOUNDATION:

Q1 - 5 SENTENCES ABOUT PHOTO

Q2 - SHORT 50W PIECE, 5BP, PRESENT

Q3 - MULTIPLE CHOICE GRAMMAR TASK

Q4 - TRANSLATION OF SENTENCES

Q5 - STRUCTURED 90W PIECE, 3 BP, 3 DIFFERENT TIME FRAMES, CHOICE OF 2

QUESTIONS

HIGHER:

Q1 - TRANSLATION OF SENTENCES

Q2 - STRUCTURED 90W PIECE, 3 BP, 3 DIFFERENT TIME FRAMES, CHOICE OF 2 QUESTIONS (OVERLAP QUESTION)

Q3 - OPEN-ENDED 150W PIECE, 2 BP (BP1 - PR, BP2 - OTHER TENSE), CHOICE OF 2 QUESTIONS

Revision techniques

- Learning a language is like going to the gym. Yes, it is sometimes very difficult and boring, but after a little bit of hard work we are suddenly fit enough to play our favourite sports.
- This is what you'll find with MFL, sometimes it can be boring, but this is necessary for the fun things that come afterwards.
- There is no one way to learn and we often need to use a variety of techniques to fully understand new ideas but all strategies must be active.



Revision techniques II

- Flashcards
- Languagenut <https://www.languagenut.com/en-gb/>
- Quizlet <https://quizlet.com/en-gb>
- Vocabulary book
- Grammar revision - tenses
- Podcasts - choose their own interest, use GCSE pods
- Watch authentic materials
 - Lupin
 - Cable girls

Make a study plan



Vocabulary learning

- The vocabulary lists for the 8 chapters of the textbook will be uploaded in all google classrooms from next week
- Grammar resources will also be available to practice and learn tenses



Grammar revision

- All students must be able to talk/write in present, past and future in order to pass the writing and speaking exams
- Students must be confident when mixing the tenses and changing the verbs/actions words to speak in the different time frames (today, yesterday and tomorrow)



Parents – what can you do?

TAKE AN INTEREST

- One of the most important things you can do to motivate your child is to take an interest in their education. Speak to them about how their studies are going, what is working well and what problems they are having.
- Look for opportunities to praise them and support them where possible.
- Keep checking to see how they are getting on during the year and the revision period.

HELP THEM MAKE A START

- Make sure they have all the basic equipment they need such as pens, pencils, calculator, geometry set etc. for their exams.
- Ask them if they need any subject specific revision guides which are available through the school.
- Try to make sure they have a quiet working environment to study at home

HEALTHY LIFESTYLE

- Do not underestimate the difference a healthy lifestyle can make to your child's performance at school.
 - Eating and exercising well can reduce stress on the body and help make someone feel good about themselves.
-



Parents – what can you do?

REVISION

- Discuss with your child what their plans are for revision and help them put together a revision timetable. **Download Mr Miller's Revision planner from the Google classroom - available next week.**
- Make sure they plan and start early. Most successful students begin revising for their final GCSE or A Level exams in January/February and 'full-on' revision begins at the beginning of the Easter holiday.
- Get them to create their own revision notes and not just read a book.
- Make sure they are testing themselves by completing past exam questions.
- Second hand revision guides, textbooks, and flash-cards are available from Mrs Marshall

INCENTIVES AND REWARDS

- Discuss with your child the reasons for them needing to do well in their GCSEs and what their goals are. Having a clear understanding of what grades they need to get into sixth form or college is important.
- Some students need more of incentive than just getting good GCSE results. You may want to discuss what rewards or incentives will motivate them
- Remember it is important that they try their best and be positive whatever the results.



Planning Revision

Plan ahead

Make time for 'down time', hobbies, leisure

Balance of subjects

Active, not passive



Example - building up to the January Mocks

Month:	NOVEMBER - DECEMBER							
Date:	Nov 28 2022	Nov 29 2022	Nov 30 2022	Dec 1 2022	Dec 2 2022		Dec 3 2022	Dec 4 2022
Day:	MONDAY	TUESDAY	WEDNESDAY	THURSDAY	FRIDAY		SATURDAY	SUNDAY
3:00-4:00			Maths in school	French in school		9:00-10:00		Football Match
4:00-5:00						10:00-11:00		
5:00-6:00				Online science		11:00-12:00	English	Computing
6:00-7:00						12:00-1:00	PE	History
7:00-8:00			Football Training			1:00-2:00		
8:00-9:00						2:00-3:00		
9:00-10:00						3:00-4:00		

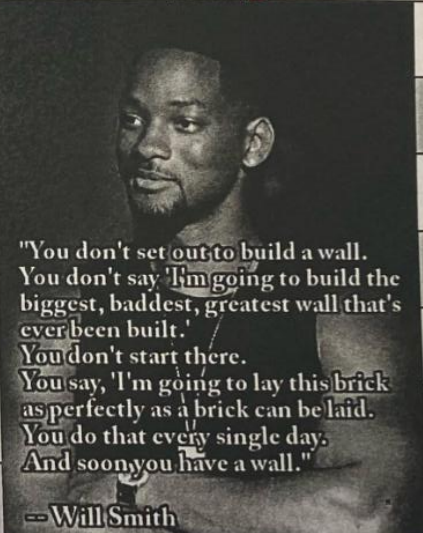
Month: DECEMBER




Month:	DECEMBER							4:00	
Date:	Dec 5 2022	Dec 6 2022	Dec 7 2022	Dec 8 2022	Dec 9 2022		Dec 10 2022	Dec 11 2022	
Day:	MONDAY	TUESDAY	WEDNESDAY	THURSDAY	FRIDAY		SATURDAY	SUNDAY	
3:00-4:00			Maths in school	French in school		9:00-10:00		Foot ball	
4:00-5:00						10:00-11:00		Maths	
5:00-6:00				Online Science		11:00-12:00	English		
6:00-7:00	Eng Lang RE1	Hist 1 French R	Maths 2 Chemistry 1	Eng Lit - M Computing	Maths 1 Eng Lit - P	12:00-1:00	PE		
7:00-8:00						1:00-2:00	Computing	History	
8:00-9:00						2:00-3:00			
9:00-10:00						3:00-4:00			

Last Day of school.

Month:	DECEMBER								
Date:	Dec 12 2022	Dec 13 2022	Dec 14 2022	Dec 15 2022	Dec 16 2022		Dec 17 2022	Dec 18 2022	
Day:	MONDAY	TUESDAY	WEDNESDAY	THURSDAY	FRIDAY		SATURDAY	SUNDAY	
3:00-4:00			Maths in school	French in school		9:00-10:00			
4:00-5:00		RE				10:00-11:00			
5:00-6:00		Computing	Chemistry	Online Science		11:00-12:00			
6:00-7:00		French	English			12:00-1:00			
7:00-8:00			Maths	History		1:00-2:00			
8:00-9:00				History		2:00-3:00			
9:00-10:00						3:00-4:00			

Month:	DECEMBER						
Date:	Dec 19 2022	Dec 20 2022	Dec 21 2022	Dec 22 2022	Dec 23 2022	Dec 24 2022	Dec 25 2022
Day:	MONDAY	TUESDAY	WEDNESDAY	THURSDAY	FRIDAY	SATURDAY	SUNDAY
9:00-10:00		French L+R	French W	Eng Lit		<p>Revision is best done in small(ish) doses over a long time.</p> <p>One brick at a time!</p>	
10:00-11:00		Computing	Eng Lit	French			
11:00-12:00		Eng Lang	Re 2	Re			
12:00-1:00		Re 1	Maths 2	History			
1:00- 2:00		Maths 1	Chemistry 2	Eng Lit			
2:00- 3:00		Chemistry 1	Maths 3	History			
3:00- 4:00		History 1	History 2	Re			

Month:	DECEMBER						
Date:	Dec 26 2022	Dec 27 2022	Dec 28 2022	Dec 29 2022	Dec 30 2022	Dec 31 2022	Jan 1 2023
Day:	MONDAY	TUESDAY	WEDNESDAY	THURSDAY	FRIDAY	SATURDAY	SUNDAY
9:00-10:00			French L+R	French W			
10:00-11:00			Computing	English Lit			
11:00-12:00			English Lang	Re 2			
12:00-1:00			Re 1	Maths 2			
1:00- 2:00			Maths 1	Chemistry 2			
2:00- 3:00			Chemistry 1	Maths 3			
3:00- 4:00			History 1	History 2			

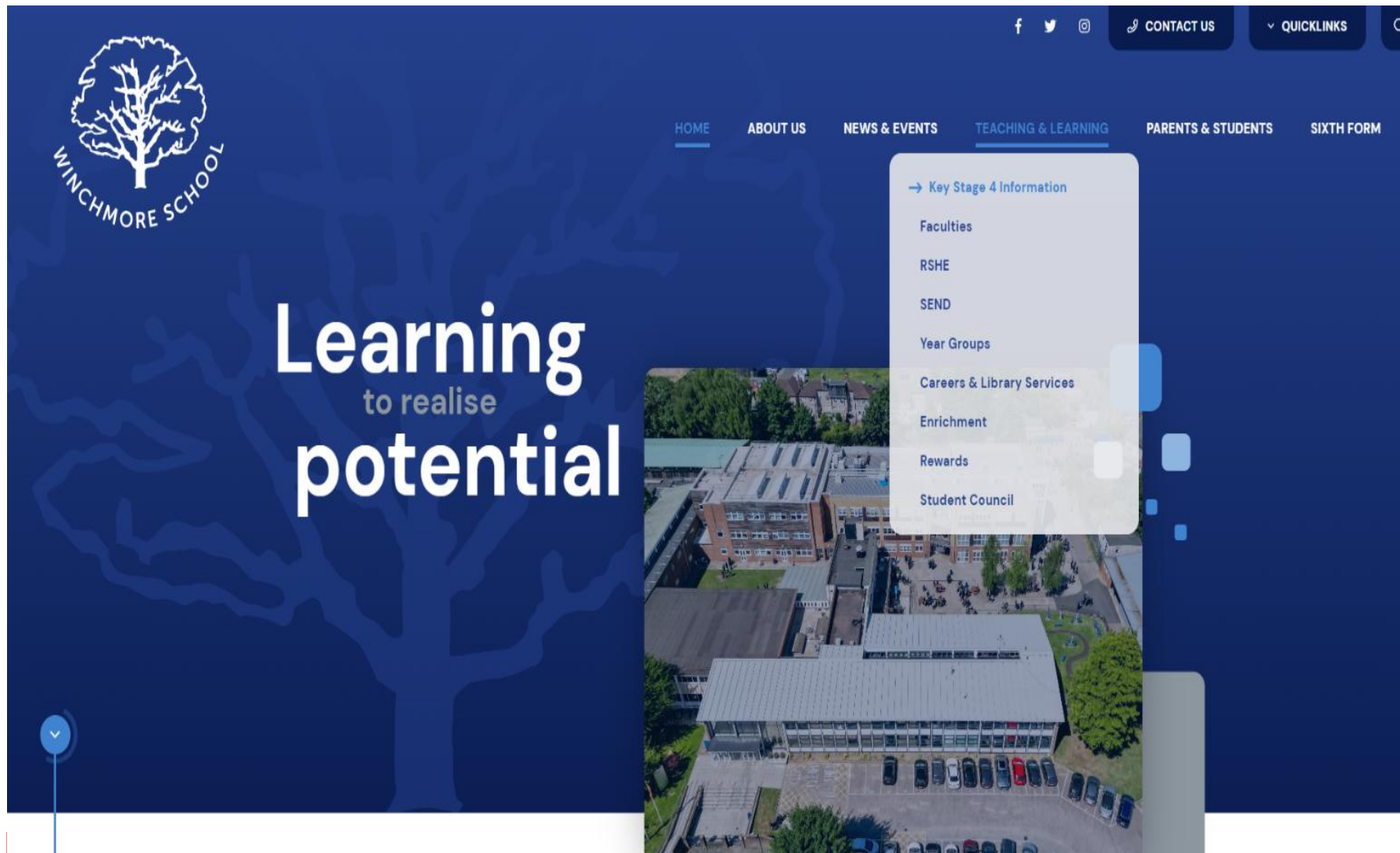



Month:	JANUARY						
Date:	Jan 2 2023	Jan 3 2023	Jan 4 2023	Jan 5 2023	Jan 6 2023	Jan 7 2023	Jan 8 2023
Day:	MONDAY	TUESDAY	WEDNESDAY	THURSDAY	FRIDAY	SATURDAY	SUNDAY
3:00-4:00			Maths in school	French in school		9:00-10:00	
4:00-5:00		Poetry				10:00-11:00	Computing
5:00-6:00	Maths	History	Computing	French		11:00-12:00	Computing
6:00-7:00	RE	Chemistry	French	French		12:00-1:00	English
7:00-8:00	English (Macbeth)		Football Training	French		1:00-2:00	RE
8:00-9:00						2:00-3:00	Maths
9:00-10:00						3:00-4:00	History

Month:	January	January	January	January	January	January	January
Date:	Jan 9 2023	Jan 10 2023	Jan 11 2023	Jan 12 2023	Jan 13 2023	Jan 14 2023	Jan 15 2023
Day:	MONDAY	TUESDAY	WEDNESDAY	THURSDAY	FRIDAY	SATURDAY	SUNDAY
3:00-4:00			Maths in school			9:00-10:00	Maths
4:00-5:00	English	RE		Medicine		10:00-11:00	Macbeth
5:00-6:00	French	French	Chemistry	Online Chemistry		11:00-12:00	Maths
6:00-7:00	English	RE		Germany		12:00-1:00	Macbeth
7:00-8:00	Chemistry	RE	Football Training	French		1:00-2:00	
8:00-9:00				French		2:00-3:00	
9:00-10:00						3:00-4:00	RE

Month:	JANUARY						
Date:	Jan 16 2023	Jan 17 2023	Jan 18 2023	Jan 19 2023	Jan 20 2023	Jan 21 2023	Jan 22 2023
Day:	MONDAY	TUESDAY	WEDNESDAY	THURSDAY	FRIDAY	SATURDAY	SUNDAY
3:00-4:00			Maths in school			9:00-10:00	
4:00-5:00	Maths	Chemistry		Cold War Elizabeth		10:00-11:00	
5:00-6:00	Chemistry		Maths Maths			11:00-12:00	
6:00-7:00	Chemistry	Chemistry				12:00-1:00	
7:00-8:00	Maths	Chemistry	Football Training	Cold War Elizabeth		1:00-2:00	
8:00-9:00						2:00-3:00	
9:00-10:00						3:00-4:00	

REVISION RESOURCES



[HOME](#)[ABOUT US](#)[NEWS & EVENTS](#)[TEACHING & LEARNING](#)[PARENTS & STUDENTS](#)[SIXTH FORM](#)

To support GCSE students when revising for their exams we have created a list of resources that they can use to support them. These have been proven to improve exam success. Please click the link below.

[WEBSITES AND APPS FOR REVISION](#)

'This presentation details all the information we would normally have given to you during the Options Evening. Please download the powerpoint and select 'Play as Slideshow' - there is audio commentary to help explain the process'

For information regarding subject specific information and deadlines please see the booklet below:





Important Revision Links

GCSEPod (Please see Form Tutor if you have forgotten your log in details) – useful for every subject

<https://www.gcsepod.com/>

PIXL APPS (School ID – WN65; username and password - surnameinitial)

Maths <https://mathsapp.pixl.org.uk> and <https://timestable.pixl.org.uk/> for times tables

English Lit <https://englishapp.pixl.org.uk/>

Geography <https://geographyapp.pixl.org.uk/>

History <https://historyapp.pixl.org.uk/>

Subject specific Vocabulary <https://vocab.pixl.org.uk/Vocabulary.html>

English

Mr Bruff videos - <https://www.youtube.com/user/mrbruff>

English Language - <https://www.bbc.co.uk/bitesize/examspecs/zcbchv4>

English Literature - <https://www.bbc.co.uk/bitesize/examspecs/zxqncwx> (not all Power and Conflict Poems are up to date on this link)

Maths (see Maths teacher for more details)

Mathswatch <https://vle.mathswatch.co.uk> (Username(4digit computer login)@winchmore: Password: winchmore)

Maths Genie <https://www.mathsgenie.co.uk/gcse.html>

Other websites <http://www.emaths.co.uk>

<http://www.emaths.org>

<http://www.mymaths.co.uk>

<http://www.gcsemathspastpapers.com>

MFL (see Languages teacher for Login)

<https://www.memrise.com/>

<https://www.linguascope.com/>

<https://www.duolingo.com/>

Geography, History and RE (see Humanities teacher for Login)

<https://www.doddlelearn.co.uk>

Science (see Science teacher for Login)

<https://www.educake.co.uk/>

<https://www.kerboodle.com>

Computer Science

<https://www.cambridgegcsecomputing.org/>

<https://www.youtube.com/playlist?list=PLCiOXwirraUAvkTPDWeeSqAKty3LAG37->

<https://drive.google.com/drive/folders/1uRkK->

[ONjxZuPnEx_VY52HqjZh3r_SB1P?usp=sharing](https://drive.google.com/drive/folders/1uRkK-ONjxZuPnEx_VY52HqjZh3r_SB1P?usp=sharing)

www.python.org

GCSE Business

<http://www.businessed.co.uk/index.php/home/activities/gcse-activities/edexcel-gcse-activities>

<http://www.businessstudiesonline.co.uk/gcsebusiness/activities/activitymenu.htm>

Free Collins Flash Cards

<https://collins.co.uk/pages/revision-collins-gcse-revision-flashcards-resources>

BBC Bitesize

<https://www.bbc.com/education/levels/z98jmp3>

Exam Boards

<https://www.aqa.org.uk/qualifications>

<https://www.ncfe.org.uk>

<https://qualifications.pearson.com/en/qualifications/edexcel-gcses.html>

<https://www.ocr.org.uk/qualifications/gcse/>

<https://eduqas.co.uk/>

GCSEPod and PiXL

- ? Most subjects have their own apps/revision materials which staff will share with you or recommend.
- ? GCSEPod and PiXL are resources we have purchased which all students in Years 10 and 11 have access to – both have a proven track record of raising attainment
- ? GCSEPod is available for the vast majority of subjects we offer
- ? PiXL is available for English Literature, Maths, Geography and History



What is GCSEPod?



- In-depth subject knowledge
- 27 GCSE subjects
- Over 6,000 audio-visual Pods
- 50,000+ Question Bank
- Knowledge gap identification
- Advanced reporting & monitoring
- Correlation between usage and progress
- One website, three apps




Student Benefits



gcsepod
education on demand

- Easy to learn 3-5 minute short, sharp bursts of audio-visual learning
- Access to content from 27 subjects, all mapped to their exam board
- Available online or offline
- Ability to favourite any Pods on topics they find hard and revisit them
- Ability to complete tests and receive instant feedback on assignments
- Students accelerate their progress by receiving instant feedback on their knowledge gaps
- Pre-made exam playlists, helping to organise revision



How to access GCSEPod



gcsepod
education on demand

1

Go to: <https://members.gcsepod.com> or search 'GCSEPod' and click 'login'.

2

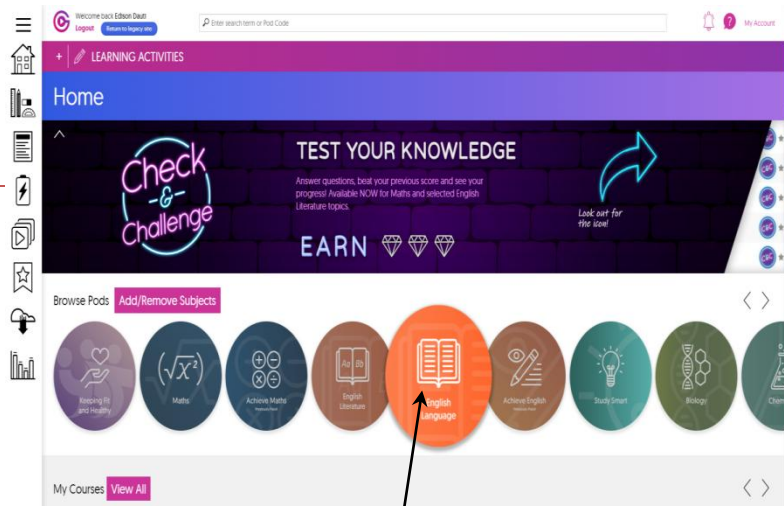
Click 'Sign in with Google' – it is synced with their Gmail account. Any issues, please let Mr Bulbul or Mr Larner know.

3

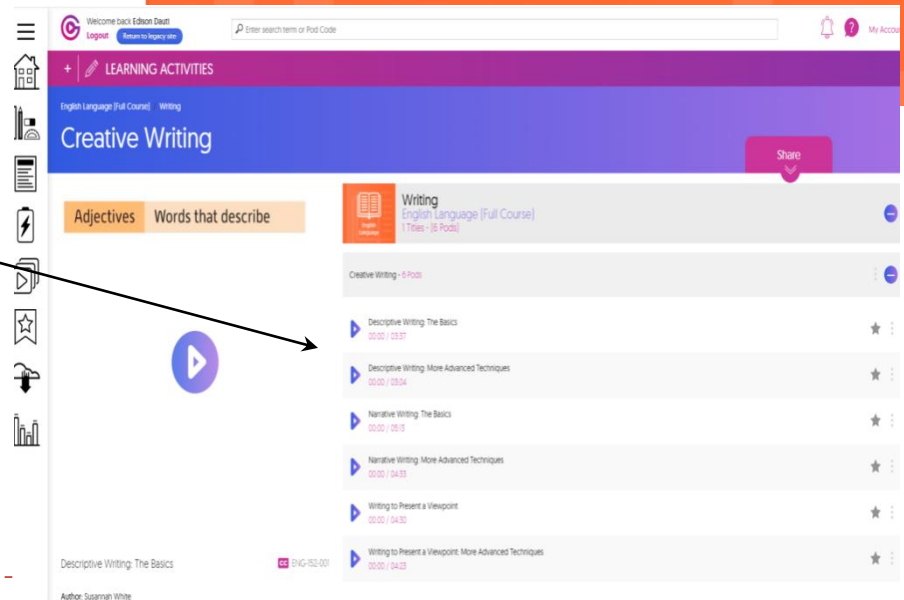
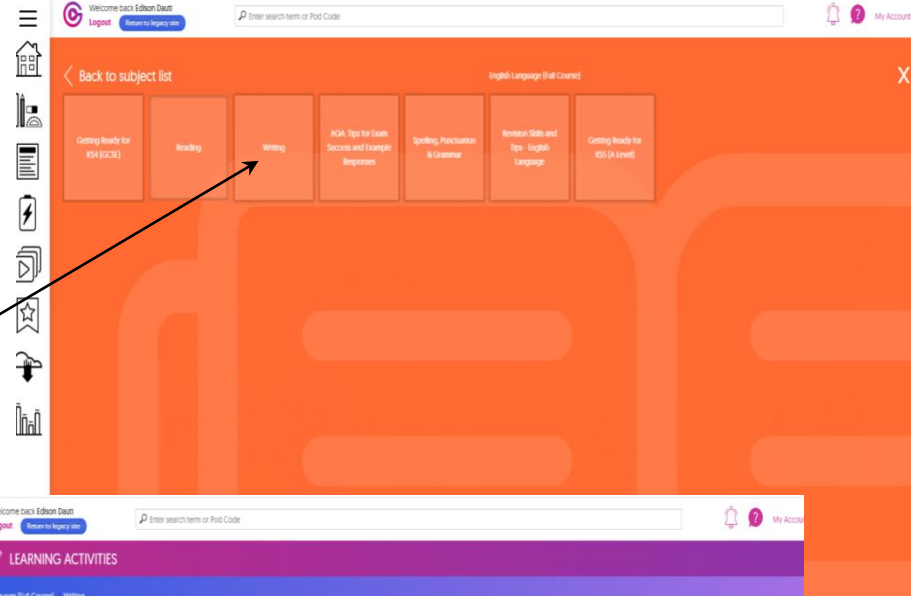
Familiarise themselves, check out their subjects and the pods available to watch



Finding a Pod



1. Select your subject
2. Select the topic
3. Choose the pod(s) you want to view



the PiXL apps

- Download the app from the App store
(search for PiXL Maths APP, PiXL Times Tables APP, PiXL English Lit APP, PiXL Geography APP or PiXL History APP), or just Google it!
- <http://mathsapp.pixl.org.uk/> for Maths
- <http://englishapp.pixl.org.uk/> for English Literature
- <https://historyapp.pixl.org.uk/> for History
- <https://geographyapp.pixl.org.uk/> for Geography



AVAILABLE PLATFORMS FOR THE GCSE MATHS APP



Desktop Flash App

Desktop/Laptop Website

Available in all Flash enabled browsers.



Apple App Store

Mobile/Tablet

Available for iPhone and iPad running iOS7 and above.



Google Play Store

Mobile/Tablet

Available for all compatible Android devices running Android 4.4 and above.



Amazon App Store

Mobile/Tablet

Available for all compatible Android devices running Android 4.4 and above.

AVAILABLE DESKTOP/LAPTOP PLATFORMS FOR THE PiXL APP SUITE



Windows App

A msi file

A distributor for all PiXL Apps.



Windows App

A msi file

Alternative distributor for all PiXL Apps if you have difficulty with installing the first.

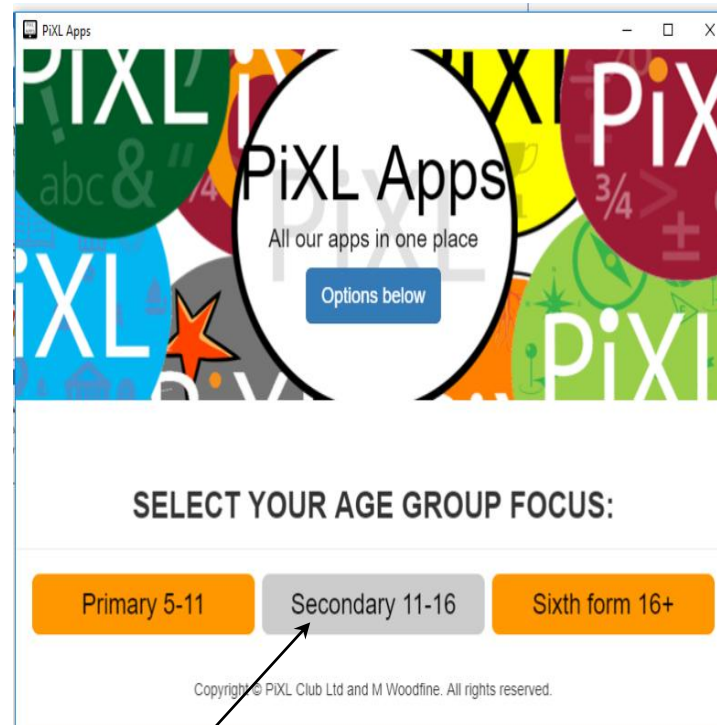


MAC App

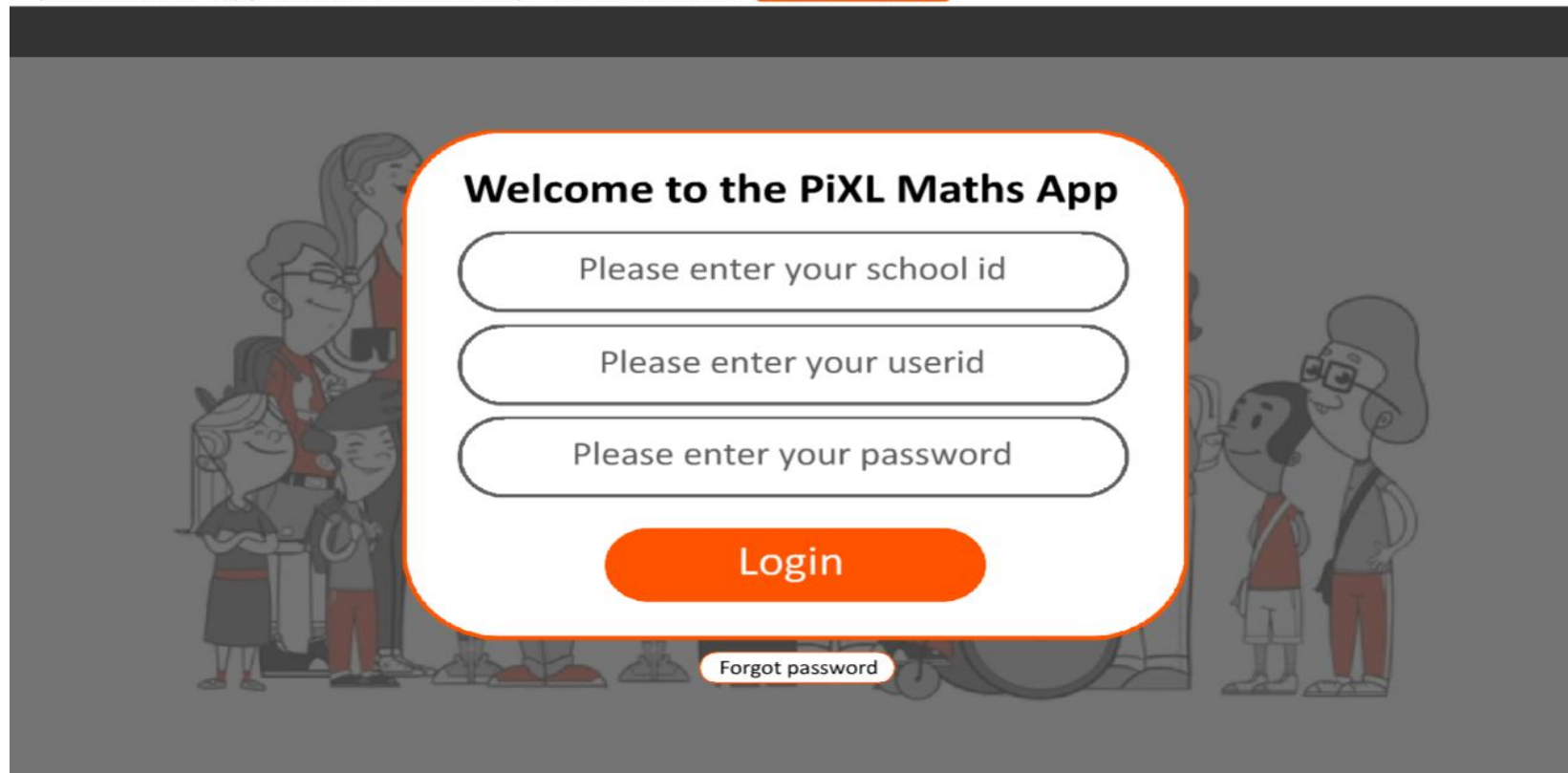
A dmg file

A distributor for all PiXL Apps.

Select this icon to launch the app on a browser (you can also download to your phone/tablet for free)



Select 'Secondary 11-16'

The image shows the login screen of the PiXL Maths App. It features a central white rounded rectangle with an orange border on a grey background. Inside the rectangle, there are three input fields with orange borders and a large orange 'Login' button. Below the input fields is a 'Forgot password' link. The background of the app interface shows cartoon illustrations of students and teachers.

Welcome to the PiXL Maths App

Please enter your school id

Please enter your userid

Please enter your password

Login

[Forgot password](#)

Students (for all 4 Apps)

School ID = WN65

User ID = surname and initial together (no spaces or hyphens).

Password = was issued last year e.g. larnner123bird

Maths App - examples

Simultaneous equations



Question 1 of 1

Solve the following simultaneous equations:

$$2x + 5y = 7 \quad \textcircled{6}$$

$$5x + 5y = 10$$

$$x = \boxed{} \quad y = \boxed{}$$

$$8x + 2y = 36 \quad \textcircled{6}$$

$$5x - 3y = 14$$

$$x = \boxed{} \quad y = \boxed{}$$

$$3x + 4y = 0 \quad \textcircled{6}$$

$$4x - 4y = -28$$

$$x = \boxed{} \quad y = \boxed{}$$

$$x^2 + y^2 = 13 + xy \quad \textcircled{7}$$

$$2x - y = 7$$

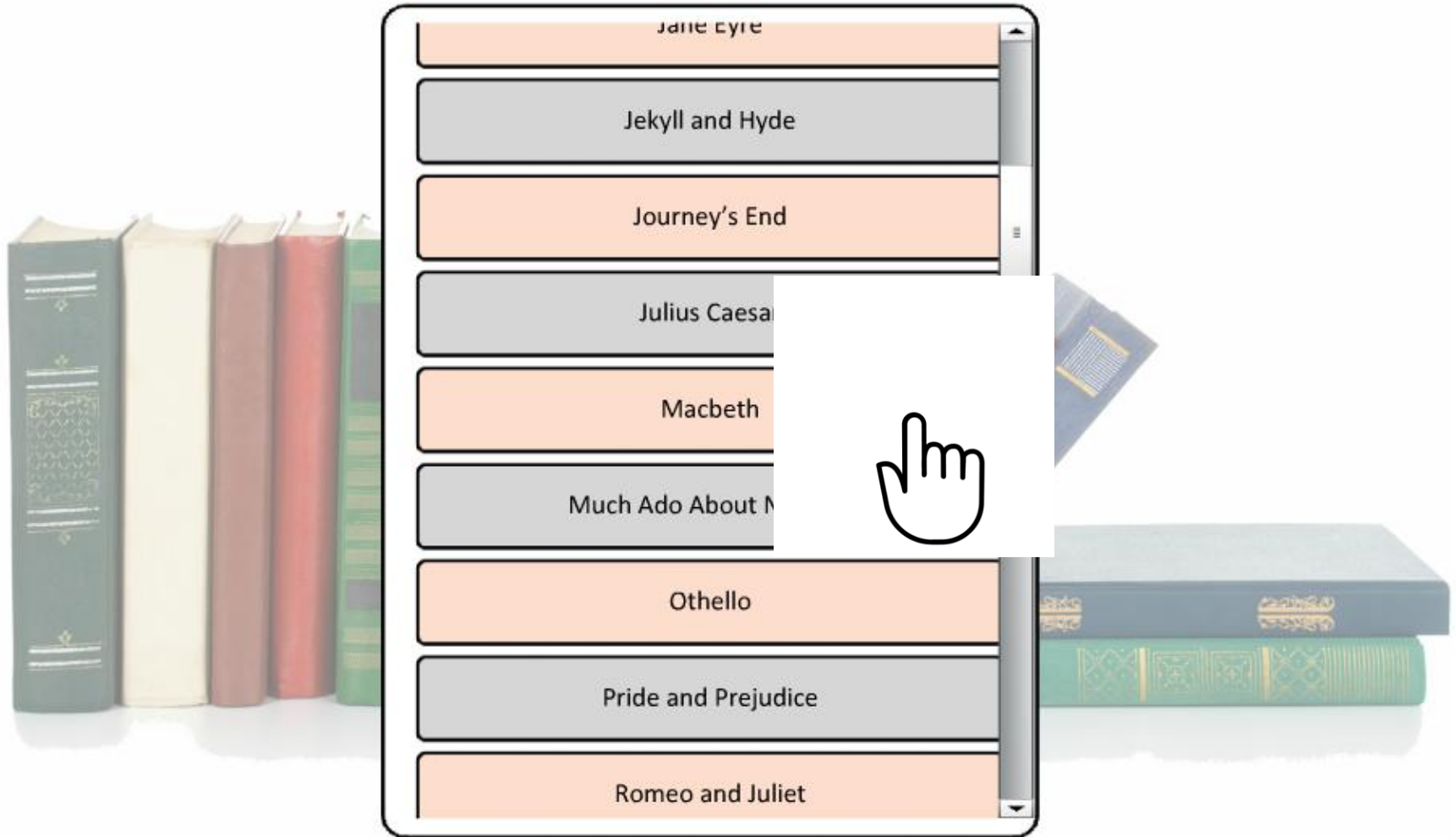
$$x = \boxed{} \quad y = \boxed{}$$

$$x = \boxed{} \quad y = \boxed{}$$



English Literature App - examples

1. Choose a text 2. Choose an activity 3. Choose a chapter/act



Quotation Learning

Level 1

Level 2

Level 3

The last 3 words have been removed from the end of the following quote. Complete the quotation by typing within the asterisks the correct missing word/s:

Reset quotation

Fair is foul, and foul is fair:
Hover through the fog *** * * * * *

Whom or what is this quotation about?

Humanity

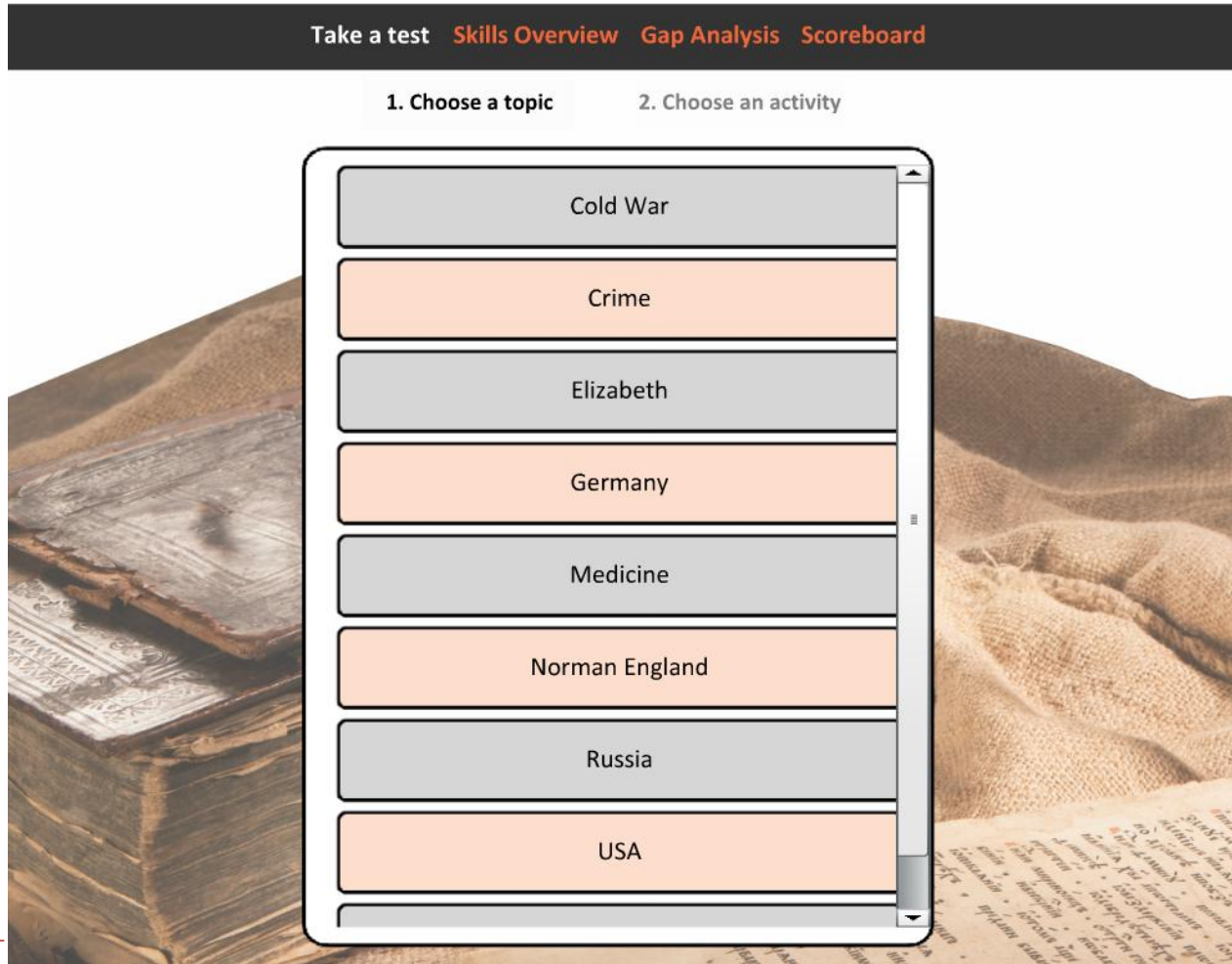
Lady Macbeth

Macbeth

Supernatural



History App - examples



True or False


Is the following statement true or false:


The INF treaty was signed in
Washington

Select true or false.

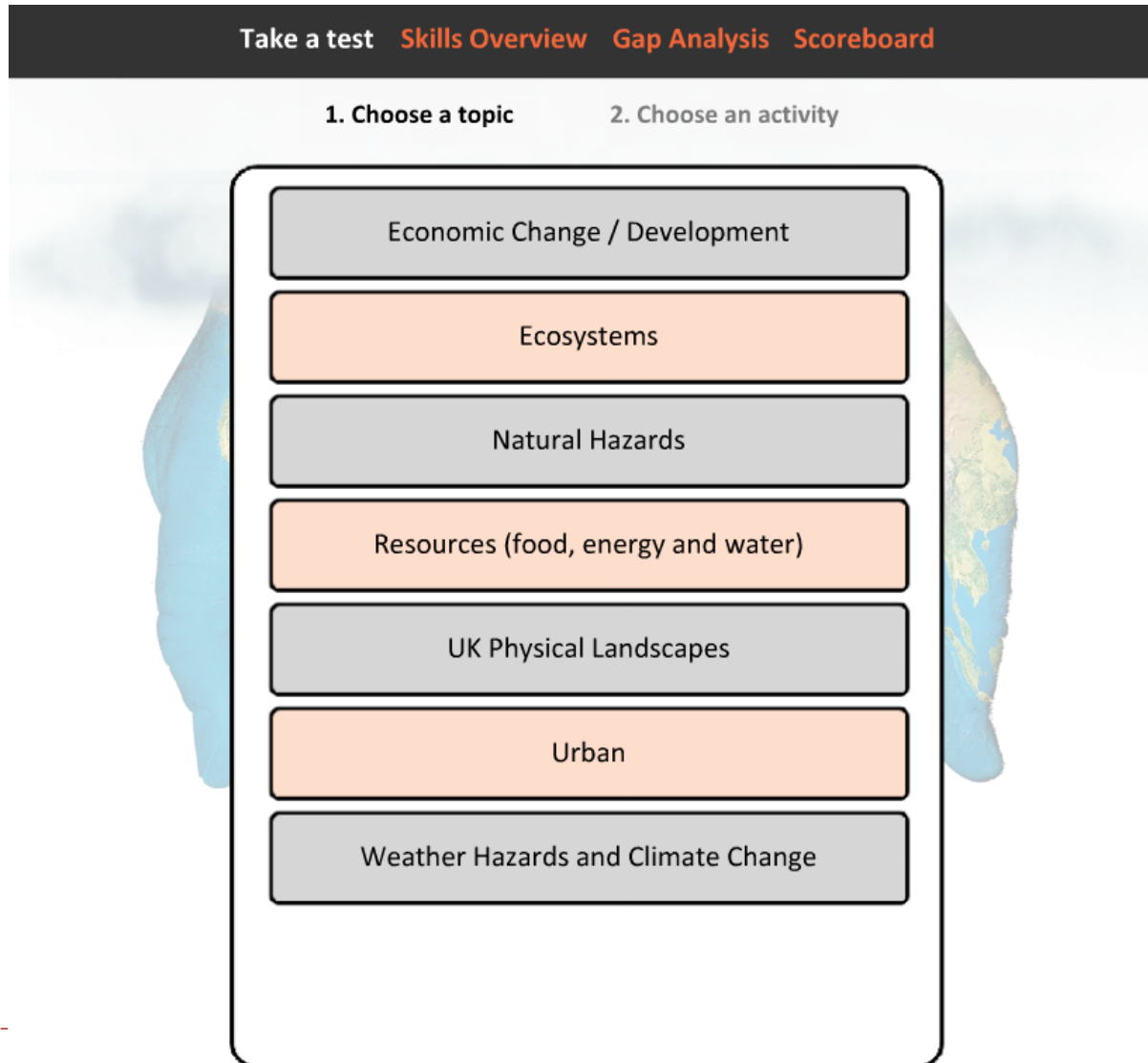
FALSE

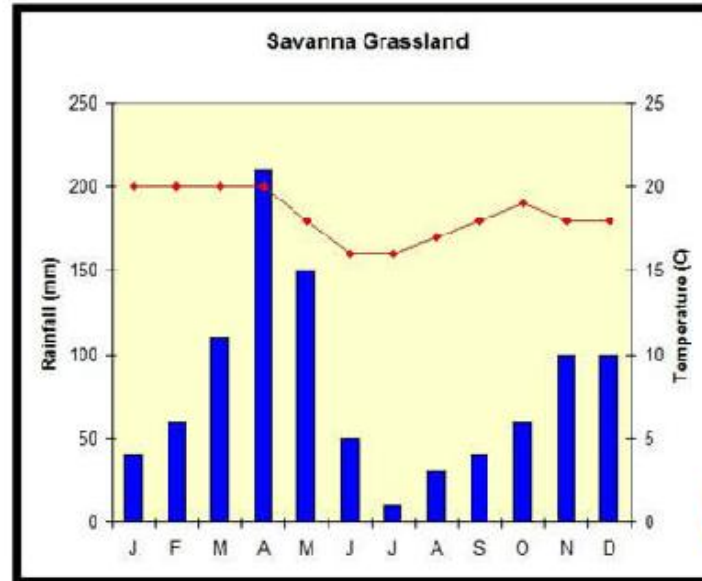
TRUE

Key: Right answer 

Wrong answer 

Geography App - examples



Do it! Evidence**Savanna Grassland Climate Graph**[Enlarge Image](#)

This is a climate graph to show precipitation and temperature in the Savanna biome. The bars represent the precipitation and the line represents the temperature.

Which month had the highest precipitation?

Careers Team

- **Mrs Winter** - Careers & Library Services Manager /Careers Lead
- **Mrs Pearson** - Careers Adviser

Email careers@winchmore.enfield.sch.uk

Telephone 02083607773 ext 703



Location and Office Hours

- The Careers Office is situated by the Library
- The Office is open Monday to Thursday from 8.30am to 4pm
- Mrs Pearson is available for careers interviews on Monday, Tuesday and Thursday.
- A Drop In session is available to all KS4 students Monday and Tuesday lunchtime in the Careers Office. Support is also available to help with completing college applications during these sessions

Year 11 Support – Interviews

- All Year 11 students are entitled to a 45 minute one to one careers interview with our school Careers Adviser – Mrs Pearson. These will be held in the Careers Office.
 - Students will be sent their appointment through their Form Tutor.
 - All students will be offered an appointment between now and March 2026.
 - Students can request an appointment through careers@winchmore.enfield.sch.uk . Where applicable resources will be shared with the student via their Unifrog account.
 - It is important that students regularly check their Unifrog account for careers related information.
-



Year 11 Support - Resources

- **Unifrog** - a careers platform which provides students with a wealth of information & resources to help their career planning in Years 11 & into 6th form. (www.unifrog.org)
 - It is essential that students have completed the Unifrog quizzes before attending their careers interview
 - **Colleges** - a list of local colleges, including specialist colleges, can be found in the Careers and Library Services area of the school website. Please visit the college websites for more information and to book onto open days. Some can be happening as early as the beginning of October.
(https://www.winchmore.enfield.sch.uk/site/data/files/careers_ew/AA9CIBD9C007CD1B0580398B4A2DA9A3.pdf)
 - **Apprenticeships** - for more information: <https://www.apprenticeships.gov.uk/>
 - **6th Form Open Evening** - Our Careers Adviser will be available at the Open Evening to offer further guidance.
-



Year 11 – Progress CHECKLIST

- ☐ Be prepared for school
- ☐ 100% focus in all lessons
- ☐ Complete all controlled assessments (where subjects still have them) to a minimum grade 6/Merit
- ☐ Attend all support sessions
- ☐ **Revise and prepare thoroughly for any in class assessments and your mock exams – they could end up counting towards your final grade!**



What you do everyday
matters more than what
you do every once in a
while.

Mr Jackson, tutor of 5Jj,
to Matt Larner sometime
in 1998.

